

## CONTRACT, LEASE, AGREEMENT CONTROL FORM

Date: 12/17/2020

Contract/Lease Control #: C18-2693-BCC

Procurement#: NA

Contract/Lease Type: AGREEMENT

Award To/Lessee: CAREERSOURCE OKALOOSA WALTON

Owner/Lessor: OKALOOSA COUNTY

Effective Date: 06/01/2018

Expiration Date: 06/30/2021 W/RENEWALS

Description of: INTRASTRUCTURRE FUNDING AGREEMENT

Department: BCC

Department Monitor: HOFSTAD

Monitor's Telephone #: 850-651-7515

Monitor's FAX # or E-mail: JHOFSTAD@MYOKALOOSA.COM

Closed:

Cc: BCC RECORDS

**PROCUREMENT/CONTRACT/LEASE  
INTERNAL COORDINATION SHEET**

Procurement/Contract/Lease Number: C18-2693 BCC Tracking Number: 4184-21  
Procurement/Contractor/Lessee Name: Career Source Grant Funded: YES \_\_\_ NO X  
Purpose: Amendment/Renewal  
Date/Term: 10-30-2021 1.  GREATER THAN \$100,000  
Department #: \_\_\_\_\_ 2.  GREATER THAN \$50,000  
Account #: \_\_\_\_\_ 3.  \$50,000 OR LESS  
Amount: \_\_\_\_\_  
Department: BCC Dept. Monitor Name: Helfstad

**Purchasing Review**

Procurement or Contract/Lease requirements are met:  
DeRita Mason Date: 12-7-2020  
Purchasing Manager or designee Jeff Hyde, DeRita Mason, Jessica Darr, Angela Etheridge

**2CFR Compliance Review (if required)**

Approved as written: \_\_\_\_\_ Grant Name: \_\_\_\_\_  
NO Federal Agents Date: \_\_\_\_\_  
Grants Coordinator Gillian Gordon

**Risk Management Review**

Approved as written: \_\_\_\_\_ Date: 12-7-2020  
See email attached  
Risk Manager or designee Lisa Price

**County Attorney Review**

Approved as written: \_\_\_\_\_ Date: 12-7-2020  
see email attached  
County Attorney Lynn Hoshihara, Kerry Parsons or Designee

**Department Funding Review**

Approved as written: \_\_\_\_\_ Date: \_\_\_\_\_

**IT Review (if applicable)**

Approved as written: \_\_\_\_\_ Date: \_\_\_\_\_

## DeRita Mason

---

**From:** Parsons, Kerry <KParsons@ngn-tally.com>  
**Sent:** Monday, December 7, 2020 8:41 AM  
**To:** DeRita Mason  
**Cc:** Lynn Hoshihara; Lisa Price  
**Subject:** RE: CareerSource Okaloosa Walton - Infrastructure Funding Agreement (IFA) with Various Organizations

This is approved for legal purposes.

**Kerry A. Parsons, Esq.**

**Nabors  
Giblin &  
Nickerson**  
ATTORNEYS AT LAW

1500 Mahan Dr. Ste. 200  
Tallahassee, FL 32308  
T. (850) 224-4070  
[kparsons@ngn-tally.com](mailto:kparsons@ngn-tally.com)

*The information contained in this e-mail message is intended for the personal and confidential use of the recipient(s) named above. This message and its attachments may be an attorney-client communication and, as such, is privileged and confidential. If the reader of this message is not the intended recipient or an agent responsible for delivering it to the intended recipient, you are hereby notified that you have received this document in error and that any review, dissemination, distribution, or copying of this message is strictly prohibited. If you have received this communication in error, please notify us immediately by telephone or e-mail and delete the original message. Thank you!*

---

**From:** DeRita Mason <dmason@myokaloosa.com>  
**Sent:** Monday, December 7, 2020 9:31 AM  
**To:** Parsons, Kerry <KParsons@ngn-tally.com>  
**Cc:** Lynn Hoshihara <lhoshihara@myokaloosa.com>; Lisa Price <lprice@myokaloosa.com>  
**Subject:** FW: CareerSource Okaloosa Walton - Infrastructure Funding Agreement (IFA) with Various Organizations

Good morning,

Please see the attached for review.  
Roland would like to put it on the 15<sup>th</sup> board meeting.

Thank you,

DeRita Mason



## DeRita Mason

---

**From:** Lisa Price  
**Sent:** Monday, December 7, 2020 8:44 AM  
**To:** DeRita Mason  
**Subject:** RE: CareerSource Okaloosa Walton - Infrastructure Funding Agreement (IFA) with Various Organizations

Approved by Risk, no insurance element.

Lisa Price  
Public Records & Contracts Specialist  
302 N Wilson Street, Suite 301  
Crestview, FL. 32536  
(850) 689-5979  
[lprice@myokaloosa.com](mailto:lprice@myokaloosa.com)



"Kindness is the language which the deaf can hear and th blind can see"  
Mark Twain

For all things Wellness please visit:  
<http://www.myokaloosa.com/wellness>

*Due to Florida's very broad public records laws, most written communications to or from county employees regarding county business are public records, available to the public and media upon request. Therefore, this written e-mail communication, including your e-mail address, may be subject to public disclosure.*

---

**From:** DeRita Mason <[dmason@myokaloosa.com](mailto:dmason@myokaloosa.com)>  
**Sent:** Monday, December 7, 2020 8:31 AM  
**To:** 'Parsons, Kerry' <[KParsons@ngn-tally.com](mailto:KParsons@ngn-tally.com)>  
**Cc:** Lynn Hoshihara <[lhoshihara@myokaloosa.com](mailto:lhoshihara@myokaloosa.com)>; Lisa Price <[lprice@myokaloosa.com](mailto:lprice@myokaloosa.com)>  
**Subject:** FW: CareerSource Okaloosa Walton - Infrastructure Funding Agreement (IFA) with Various Organizations

Good morning,

Please see the attached for review.  
Roland would like to put it on the 15<sup>th</sup> board meeting.

Thank you,

DeRita Mason

**FLORIDA DEPARTMENT OF EDUCATION**  
**CONTRACT NO. SA-065**  
**AMENDMENT NO: 2**

This AMENDMENT/RENEWAL to the Florida Department of Education Contract Number **SA-065** ("Contract") is entered into by and between **CareerSource Okaloosa Walton (CSOW)**, authorized to do business in the State of Florida, with its principal office at 109 8<sup>th</sup> Ave Shalimar, FL, 32579, and the Florida Department of Education, Division of Blind Services (DBS) ("Partner"), an agency of the State of Florida with its principal offices in Tallahassee, Florida. Defined terms used herein shall have the meanings set forth in the Contract.

WHEREAS, on July 1, 2019, the Department entered into the Contract with the Contractor to provide the service; and

WHEREAS, the expiration date of the Contract is **June 30, 2021**; and

WHEREAS, the Department is exercising its option to renew this Contract pursuant to Section 287.057(13) and 287.058(1)(g) Florida Statutes;

WHEREAS, the Department desires to amend this Contract to renew the infrastructure cost.

The effective date of the Amendment shall be the last date that it is signed by both parties.

All provisions in the contract and any attachments thereto in conflict with this amendment shall be and are hereby changed to conform to this amendment.

All provisions not in conflict with this amendment are still in full force and effect and are to be performed at the level specified in the contract.

CONTRACT#: C18-2693-BCC  
CAREERSOURCE OKALOOSA WALTON  
INFRASTRUCTURE FUNDING AGREEMENT  
EXPIRES: 06/30/2021 W/RENEWALS

**MOU IFA – CareerSource Okaloosa Walton and Florida Division of Blind Services**

---

Signature page for the One-Stop Operating Budget (Appendix A) and the Infrastructure Funding Agreement (Appendix B) to the Workforce Innovation and Opportunity Act (WIOA) Memoranda of Understanding (MOU), dated August 20, 2019, between CareerSource Okaloosa Walton (CSOW), also referred to as CSOW; and the Florida Division of Blind Services (DBS), also referred to as The Partner.

**I. TERM FOR INFRASTRUCTURE COSTS**

The Term for this Infrastructure Funding Agreement shall commence on July 1, 2020, through June 30, 2021. The Term for subsequent Infrastructure Funding Agreements shall commence on the first day of the Program/Fiscal Year (Currently) July 1 through last day of the Program/Fiscal Year (Currently) June 30. A new Infrastructure Funding Agreement will be developed for each subsequent Program/Fiscal Year.

**II. AGREEMENT/PAYMENTS**


The Partners agree to the infrastructure costs outlined in Appendix B, and to the Term for this Infrastructure Funding Agreement. Payments may be made monthly, quarterly, or annually at the beginning of each agreed upon period as invoiced by CSOW.

**III. SIGNATURES**

IN WITNESS WHEREOF, the Partner and CSOW have caused this Infrastructure Funding Agreement to be duly executed as of the date set forth below.

<b>APPROVED BY:</b> CareerSource Okaloosa/Walton	<b>APPROVED BY PARTNER:</b> Florida Division of Blind Services
By: <u><i>Michele Burns</i></u>	By: <u><i>Robert L. Doyle, III</i></u>
Name: <u>Michele Burns</u>	Name: <u>Robert L. Doyle, III</u>
Title: <u>Executive Director</u>	Title: <u>Division Director</u>
Date: <u>SEP 03 2020</u>	Date: <u>10/22/2020</u>

**APPROVED BY:**  
Florida Department of Education

By: 

Name: J. Alex Kelly

Title: Chief of Staff

Date: 11/7/20

**MOU IFA – CareerSource Okaloosa Walton and Florida Division of Blind Services**


---

Signature page for the One-Stop Operating Budget (**Appendix A**) and the Infrastructure Funding Agreement (**Appendix B**) to the Workforce Innovation and Opportunity Act (WIOA) Memoranda of Understanding (MOU), dated August 20, 2019, between CareerSource Okaloosa Walton (**CSOW**), also referred to as **CSOW**; and the Florida Division of Blind Services (**DBS**), also referred to as **The Partner**.

**Continued Page 2.**

**APPROVED BY:**

**Chief Elected Official for Okaloosa and Walton Counties**

**By:**  \_\_\_\_\_

**Name:** Robert A. "Trey" Goodwin III

**Title:** Chairman, Okaloosa County Commissioners

**Date:** December 15, 2020



# Infrastructure Costs and Additional OS Expense Annualized

2020 2021 based on 2019 2020

	Pt. Walton One Stop Full Center Usage	Technology Usage Access Only
<b>Infrastructure Expense</b>		
Lease	\$181,950	
Liability/Property/Other Insurance	\$9,744	
IT Consulting Contract	\$23,767	\$23,767
IT Technician Portion of Salaries and Benefits 10%	\$4,585	\$4,585
Telephone	\$17,816	
Utilities	\$20,437	
Facilities Maintenance	\$2,179	
Equipment Leasing & Maintenance	\$7,661	
Supplies	\$6,017	
Atlas Complete Technology	\$21,868	\$21,868
<b>Total Infrastructure Costs</b>	<b>\$296,116</b>	<b>\$50,212</b>
<b>Additional One Stop Costs</b>		
Career Services Salaries and Benefits	\$323,894	
UCT Tax	\$591	
Temp Services and Background Checks	\$7,211	
Record Storage	\$1,020	
Postage	\$40	
Outreach	\$1,899	
Travel and Professional Development	\$10,773	
Participant Expense	\$190,738	
Equipment	\$13,596	
Fees and Licensing (Atlas Excluded)	\$1,189	
<b>Total Additional One Stop Expense</b>	<b>\$550,951</b>	
<b>Total/Total Infrastructure and Additional One Stop Costs</b>	<b>\$847,067</b>	

29.0 FTE in FWB One Stop ( CSOW/DEQ/VR/SEP/VA Work Studies) (1040 Hours)

MOU's	Fair Share	Exchange Value	Balance to CSOW
Voc Rehab with 1 FTE in OS (\$296,116/29.0)	\$10,211		\$10,211
SEP with .5 FTE in OS ((\$296,116/29.0)/2)	\$5,105	\$5,105	\$0
	Access Fee	Exchange Value	Balance to CSOW
NWFLSC-(Perkins and Literacy Programs)-No FTE in OS (\$50,212/29.0)	\$1,731	\$0	\$1,731
OTC-(Perkins)-No FTE in OS (\$50,212/29.0)	\$1,731	\$0	\$1,731
ECTC-(Perkins and Literacy Programs)-No FTE in OS (\$50,212/29.0)	\$1,731	\$0	\$1,731
FI Division of Blind Services-No FTE in OS (\$50,212/29.0)	\$1,731	\$1,731	\$0
FI Division of Blind Services—Services provided to 6 CSOW Referrals @ Average of \$144.08 Per Referral = \$865. Bal of \$866 provided by On Site Services			
Community Services Block Grant (Tri County)—No FTE in OS (\$50,212.26/29.0)	\$1,731	\$1,731	\$0
Community Services Block Grant (Tri County)—Services provided to 30 CSOW Referrals @ Average of \$57.70 per Referral = \$1,731			
		\$8,567	\$15,407



**Infrastructure Costs and Additional OS  
Expense  
Annualized**

2019 2020 based on 2018 2019	GL	Fl. Walton One Stop Full Center Usage	% to Total to Credit Receipt 10,717.00	Technology Usage Access Only	% to Total to Credit Receipt 1,729.00
<b>Infrastructure Expense</b>					
Lease	5610	\$217,868	\$6,688.33		
Liability/Property/Other Insurance	5620	\$14,413	\$442.46		
IT Consulting Contract	5430	\$23,767	\$729.62	\$29,902	\$1,044.92
IT Technician Portion of Salaries and Benefits 10%		\$4,574		\$4,574	
Telephone	5520	\$16,026	\$491.97		
Software and Internet	5540	\$1,704	\$52.32	\$1,704	\$51.65
Utilities	5630	\$20,027	\$614.80		
Facilities Maintenance	5640	\$4,433	\$136.10		
Equipment Leasing & Maintenance	5710	\$8,282	\$254.24		
Supplies	5720	\$15,579	\$478.25		
Atlas Complete Technology	5831	\$20,866	\$640.57	\$20,866	\$632.43
<b>Total Infrastructure Costs</b>		<b>\$347,537</b>	<b>\$10,528.66</b>	<b>\$57,046</b>	<b>\$1,729.00</b>

Infrastructure Funding Agreement (Appendix A) to the  
Workforce Innovation and Opportunity Act (WIOA)  
Memoranda of Understanding (MOU)  
Program Year 2020-2021

One-Stop Operating Budget with All Partners  
Annualized  
F. Waiver One-Stop

Full Center Usage One Stop FTE % to Total FTE	Technology Usage Access Only	WFLSC	OTC	ECTC	FDI-Billed Tri County	Tri County	WTP	WIOA	Wagner Payor	Veteran's	RESEA	SNAP	Total
\$41,300							1.00	8.00	5.00	7.50	2	1	\$11,990
\$9,739							3%	\$5,945	\$4,990	\$2,485	\$13,996	\$4,998	\$9,744
\$13,767							9%	\$2,598	\$1,774	\$2,111	\$750	\$375	\$33,767
\$4,585							31%	\$3,216.23	\$914	\$6,156	\$1,828	\$914	\$4,585
\$1,835							3%	\$638.46	\$176	\$1,222	\$353	\$176	\$1,835
\$2,835							3%	\$5,482	\$685	\$5,139	\$1,370	\$645	\$2,835
\$2,835							3%	\$6,388	\$766	\$5,895	\$1,572	\$786	\$2,835
\$2,835							3%	\$701	\$88	\$657	\$175	\$88	\$2,835
\$2,835							3%	\$2,357	\$1,473	\$2,210	\$589	\$295	\$2,835
\$2,835							3%	\$1,831	\$231	\$1,794	\$463	\$231	\$2,835
\$2,835							3%	\$2,938.16	\$841	\$6,306	\$1,682	\$841	\$2,835
\$296,116								\$82,458	\$11,389	\$85,418	\$22,778	\$11,389	\$296,116
\$9,157								\$9,157					\$9,157
\$9,157								\$9,157					\$9,157
\$296,116								\$91,415	\$11,389	\$85,418	\$22,778	\$11,389	\$296,116

WFLSC	OTC	ECTC	FDI-Billed Tri County	Tri County	WTP	WIOA	Wagner Payor	Veteran's	RA/UC	SNAP	Total
					1.00	8.00	5.00	7.50	2	1	\$23,894
					4%	33%	20%	31%	8%	4%	\$91
					\$13,228	\$105,761	\$26,101	\$99,151	\$26,440	\$13,228	\$23,894
					\$24	\$199	\$121	\$181	\$48	\$24	\$91
					\$294	\$2,335	\$1,472	\$2,207	\$189	\$294	\$7,211
					\$42	\$333	\$208	\$112	\$21	\$42	\$1,030
					\$2	\$13	\$8	\$12	\$3	\$2	\$40
					\$78	\$628	\$388	\$541	\$155	\$78	\$1,899
					\$449	\$3,318	\$2,199	\$3,298	\$879	\$449	\$10,773
					\$29,175	\$161,463	\$30	\$30	\$30	\$29	\$190,738
					\$555	\$4,400	\$2,775	\$4,102	\$1,110	\$555	\$13,596
					\$49	\$388	\$49	\$564	\$97	\$49	\$1,189
											\$580,951
											\$847,067
											62.04%

Signature page for the One-Stop Operating Budget (Appendix A) and the Infrastructure Funding Agreement (Appendix B) to the Workforce Innovation and Opportunity Act (WIOA) Memoranda of Understanding (MOU) dated August 20, 2019, between CareerSource Okaloosa Walton (CSOW), also referred to as CSOW; and The National Caucus and Center on Black Aging, Inc., also referred to as The Partner.

**I. TERM FOR INFRASTRUCTURE COSTS**

The Term for this Infrastructure Funding Agreement shall commence on July 1, 2020, through June 30, 2021. The Term for subsequent Infrastructure Funding Agreements shall commence on the first day of the Program/Fiscal Year (Currently) July 1 through last day of the Program/Fiscal Year (Currently) June 30. A new Infrastructure Funding Agreement will be developed for each subsequent Program/Fiscal Year.

**II. AGREEMENT/PAYMENTS**


The Partners agree to the infrastructure costs outlined in Appendix B, and to the Term for this Infrastructure Funding Agreement. Payments may be made monthly, quarterly, or annually at the beginning of each agreed upon period as invoiced by CSOW.

**III. SIGNATURES**

IN WITNESS WHEREOF, the Partner and CSOW have caused this Infrastructure Funding Agreement to be duly executed as of the date set forth below.

<b>APPROVED BY:</b> CareerSource Okaloosa/Walton	<b>APPROVED BY PARTNER:</b> The National Caucus and Center on Black Aging, Inc.
By: <u>Michele Burns</u>	By: <u>Gwen Morse</u>
Name: <u>Michele Burns</u>	Name: <u>Gwen Morse</u>
Title: <u>Executive Director</u>	Title: <u>Florida Program Coordinator</u>
Date: <u>SEP 03 2020</u>	Date: _____


**APPROVED BY:**  
Chief Elected Official for Okaloosa and Walton Counties

By: 

Name: Robert A. "Trey" Goodwin III

Title: Chairman, Okaloosa County Commissioners

Date: December 15, 2020



# Infrastructure Costs and Additional OS Expense Annualized

2010 2021 based on 2019 2020

Fl. Walton One Stop Full Center Usage      Technology Usage Access Only

## Infrastructure Expense

- Lease
- Liability/Property/Other Insurance
- IT Consulting Contract
- IT Technician Portion of Salaries and Benefits 10%
- Telephone
- Utilities
- Facilities Maintenance
- Equipment Leasing & Maintenance
- Supplies
- Atlas Complete Technology

	Fl. Walton One Stop Full Center Usage	Technology Usage Access Only
Lease		
Liability/Property/Other Insurance		
IT Consulting Contract		
IT Technician Portion of Salaries and Benefits 10%		
Telephone		
Utilities		
Facilities Maintenance		
Equipment Leasing & Maintenance		
Supplies		
Atlas Complete Technology	\$21,460	\$21,460

Total Infrastructure Costs      \$296,116      \$50,212

## Additional One Stop Costs

- Career Services Salaries and Benefits
- UCT Tax
- Temp Services and Background Checks
- Record Storage
- Postage
- Outreach
- Travel and Professional Development
- Participant Expense
- Equipment
- Fees and Licensing (Atlas Excluded)

Career Services Salaries and Benefits	\$323,894
UCT Tax	\$591
Temp Services and Background Checks	\$7,211
Record Storage	\$1,020
Postage	\$40
Outreach	\$1,699
Travel and Professional Development	\$10,773
Participant Expense	\$190,738
Equipment	\$13,596
Fees and Licensing (Atlas Excluded)	\$1,189

Total Additional One Stop Expense      \$550,951

Total/Total Infrastructure and Additional One Stop Costs      \$847,067

29.0 FTE in FWB One Stop ( CSOW/DEO/VR/SEP/VA Work Studies) (1040 Hours)

MOU's	Fair Share	Exchange Value	Balance to CSOW
Voc Rehab with 1 FTE in OS (\$296,116/29.0)	\$10,211		\$10,211
SEP with .5 FTE in OS ((\$296,116/29.0)/2)	\$5,105	\$5,105	\$0
	Access Fee	Exchange Value	Balance to CSOW
NWFLSC-(Perkins and Literacy Programs)-No FTE in OS (\$50,212/29.0)	\$1,731	\$0	\$1,731
OTC-(Perkins)-No FTE in OS (\$50,212/29.0)	\$1,731	\$0	\$1,731
ECTC-(Perkins and Literacy Programs)-No FTE in OS (\$50,212/29.0)	\$1,731	\$0	\$1,731
Fl Division of Blind Services-No FTE in OS (\$50,212/29.0)	\$1,731	\$1,731	\$0
Fl Division of Blind Services--Services provided to 6 CSOW Referrals @ Average of \$144.08 Per Referral = \$865. Bal of \$866 provided by On Site Services			
Community Services Block Grant (Tri County)--No FTE in OS (\$50,212.26/29.0)	\$1,731	\$1,731	\$0
Community Services Block Grant (Tri County)--Services provided to 30 CSOW Referrals @ Average of \$57.70 per Referral = \$1,731			
		\$8,567	\$15,407

# Infrastructure Costs and Additional OS Expense Annualized

2019 2020 based on 2018 2019	GL	Ft. Walton One Stop Full Center Usage	% to Total to Credit Receipt 10,717.00	Technology Usage Access Only	% to Total to Credit Receipt 1,729.00
<b>Infrastructure Expense</b>					
Lease	5610	\$217,868	\$6,688.33		
Liability/Property/Other Insurance	5620	\$18,415	\$442.46		
IT Consulting Contract	5430	\$22,767	\$729.62	\$29,502	\$1,044.92
IT Technician Portion of Salaries and Benefits 10%		\$1,374		\$4,574	
Telephone	5520	\$16,026	\$491.97		
Software and Internet	5540	\$1,704	\$52.32	\$1,704	\$51.65
Utilities	5630	\$20,027	\$614.80		
Facilities Maintenance	5640	\$11,433	\$136.10		
Equipment Leasing & Maintenance	5710	\$3,272	\$254.24		
Supplies	5720	\$15,979	\$478.25		
Atlas Complete Technology	5831	\$20,806	\$640.57	\$20,806	\$632.43
<b>Total Infrastructure Costs</b>		<b>\$347,537</b>	<b>\$10,528.66</b>	<b>\$57,046</b>	<b>\$1,729.00</b>

**Infrastructure Funding Agreement (Appendix A) to the  
Workforce Innovation and Opportunity Act (WIOA)  
Memoranda of Understanding (MOU)  
Program Year 2020-2021**

**One-Stop Operating Budget with All Partners**

**Annualized**

R. Wakes One Stop

Full Center Usage One Stop FTE % to Total FTE	Technology Usage Access Only	NWFLSC	OTC	ECTC	Fl Dn Blind	Tri County	WIOA	WTP	Wagner Peysor	Veteran's	RESEA	SNAP	Total	
														8.00
							\$55,985	\$6,998	\$34,990	\$52,466	\$13,996	\$6,998	\$181,950	
	\$23,767	\$819	\$819	\$819	\$819	\$819	\$2,998	\$375	\$1,474	\$2,811	\$750	\$375	\$9,744	
	\$4,583	\$158	\$158	\$158	\$158	\$158	\$3,216.23	\$914	\$4,571	\$6,856	\$1,828	\$914	\$23,767	
							\$620.46	\$176	\$882	\$1,323	\$353	\$176	\$4,585	
							\$5,482	\$685	\$3,426	\$5,139	\$1,370	\$685	\$17,816	
							\$6,288	\$786	\$3,930	\$5,895	\$1,572	\$786	\$20,437	
							\$701	\$88	\$438	\$657	\$175	\$88	\$2,279	
							\$2,357	\$295	\$1,473	\$2,210	\$589	\$295	\$7,661	
							\$1,851	\$231	\$1,157	\$1,736	\$463	\$231	\$6,017	
	\$21,860	\$754	\$754	\$754	\$754	\$754	\$2,958.16	\$841	\$4,204	\$6,306	\$1,682	\$841	\$21,860	
\$296,116	\$50,212	\$1,731	\$1,731	\$1,731	\$1,731	\$1,731	\$82,458	\$11,389	\$56,945	\$85,418	\$22,778	\$11,389	\$296,116	
							\$9,157						\$9,157	
		\$1,731	\$1,731	\$1,731	\$0	\$0	\$11,389	\$0	\$91,615	\$11,389	\$56,945	\$85,418	\$22,778	\$11,389

	NWFLSC	OTC	ECTC	Fl Dn Blind	Tri County	WIOA	WTP	Wagner Peysor	Veteran's	RA/UC	SNAP	Total		
													8.00 33%	1.00 4%
\$323,894						\$105,761	\$13,220	\$66,101	\$99,151	\$26,440	\$13,220	\$323,894		
\$591						\$193	\$24	\$121	\$181	\$48	\$24	\$591		
\$7,211						\$2,355	\$294	\$1,472	\$2,207	\$589	\$294	\$7,211		
\$1,020						\$333	\$42	\$208	\$312	\$83	\$42	\$1,020		
\$40						\$53	\$7	\$38	\$52	\$1	\$7	\$40		
\$1,899						\$620	\$78	\$388	\$581	\$155	\$78	\$1,899		
\$10,773						\$3,518	\$440	\$2,199	\$3,298	\$879	\$440	\$10,773		
\$190,738						\$161,563	\$20,175	\$0	\$0	\$0	\$0	\$190,738		
\$13,596						\$4,410	\$555	\$2,775	\$4,162	\$1,110	\$555	\$13,596		
\$1,189						\$388	\$49	\$243	\$364	\$97	\$49	\$1,189		
\$550,951	\$0	\$0	\$0	\$0	\$0	\$0	\$0	\$279,184	\$43,878	\$73,513	\$110,269	\$29,405	\$14,703	\$550,951
\$847,067	\$1,731	\$1,731	\$1,731	\$0	\$0	\$370,798	\$55,267	\$190,458	\$195,687	\$52,183	\$26,092	\$847,067		
	0.13%	0.13%	0.13%	0.00%	0.00%	27.16%	4.85%	9.55%	14.33%	3.82%	1.91%	62.04%		

MOU\_IFA – CareerSource Okaloosa Walton and Northwest Florida State College

Signature page for the One-Stop Operating Budget (Appendix A) and the Infrastructure Funding Agreement (Appendix B) to the Workforce Innovation and Opportunity Act (WIOA) Memoranda of Understanding (MOU), dated August 20, 2019, between CareerSource Okaloosa Walton (CSOW), also referred to as CSOW; and Northwest Florida State College (NWFSC), also referred to as The Partner.

**I. TERM FOR INFRASTRUCTURE COSTS**

The Term for this Infrastructure Funding Agreement shall commence on July 1, 2020, through June 30, 2021. The Term for subsequent Infrastructure Funding Agreements shall commence on the first day of the Program/Fiscal Year (Currently) July 1 through last day of the Program/Fiscal Year (Currently) June 30. A new Infrastructure Funding Agreement will be developed for each subsequent Program/Fiscal Year.

**II. AGREEMENT/PAYMENTS**


The Partners agree to the infrastructure costs outlined in Appendix B, and to the Term for this Infrastructure Funding Agreement. Payments may be made monthly, quarterly, or annually at the beginning of each agreed upon period as invoiced by CSOW.

**III. SIGNATURES**

IN WITNESS WHEREOF, the Partner and CSOW have caused this Infrastructure Funding Agreement to be duly executed as of the date set forth below.

<b>APPROVED BY:</b> CareerSource Okaloosa/Walton	<b>APPROVED BY PARTNER:</b> Northwest Florida State College
By: <u>Michele Burns</u>	By: <u>Kendall White</u>
Name: <u>Michele Burns</u>	Name: <u>Randall White</u>
Title: <u>Executive Director</u>	Title: <u>Vice President/CFO</u>
Date: <u>SEP 03 2020</u>	Date: <u>9/9/2020</u>

**APPROVED BY:**  
Chief Elected Official for Okaloosa and Walton Counties

By: 

Name: Robert A. "Trey" Goodwin III

Title: Chairman, Okaloosa County Commissioners

Date: December 15, 2020



# Infrastructure Costs and Additional OS Expense Annualized

2020 2021 based on 2019 2020

## Infrastructure Expense

- Lease
- Liability/Property/Other Insurance
- IT Consulting Contract
- IT Technician Portion of Salaries and Benefits 10%
- Telephone
- Utilities
- Facilities Maintenance
- Equipment Leasing & Maintenance
- Supplies
- Atlas Complete Technology

Fl. Walton One Stop      Technology Usage  
Full Center Usage      Access Only

	Full Center Usage	Access Only
Lease	\$181,950	
Liability/Property/Other Insurance	\$59,744	
IT Consulting Contract	\$21,087	\$21,087
IT Technician Portion of Salaries and Benefits 10%	\$2,985	\$2,985
Telephone	\$17,110	
Utilities	\$1,000	
Facilities Maintenance	\$2,000	
Equipment Leasing & Maintenance	\$1,000	
Supplies	\$1,000	
Atlas Complete Technology	\$11,400	\$21,400

Total Infrastructure Costs

\$296,116

\$50,212

## Additional One Stop Costs

- Career Services Salaries and Benefits
- UCT Tax
- Temp Services and Background Checks
- Record Storage
- Postage
- Outreach
- Travel and Professional Development
- Participant Expense
- Equipment
- Fees and Licensing (Atlas Excluded)

Career Services Salaries and Benefits	\$323,894
UCT Tax	\$591
Temp Services and Background Checks	\$7,211
Record Storage	\$1,020
Postage	\$40
Outreach	\$1,899
Travel and Professional Development	\$10,773
Participant Expense	\$190,738
Equipment	\$13,596
Fees and Licensing (Atlas Excluded)	\$1,189

Total Additional One Stop Expense

\$550,951

Total/Total Infrastructure and Additional One Stop Costs

\$847,067

29.0 FTE in FWB One Stop ( CSOW/DEO/VR/SEP/VA Work Studies) (1040 Hours)

MOU's			
	Fair Share	Exchange Value	Balance to CSOW
Voc Rehab with 1 FTE in OS (\$296,116/29.0)	\$10,211		\$10,211
SEP with .5 FTE in OS ((\$296,116/29.0)/2)	\$5,105	\$5,105	\$0
	Access Fee	Exchange Value	Balance to CSOW
NWFLSC-(Perkins and Literacy Programs)-No FTE in OS (\$50,212/29.0)	\$1,731	\$0	\$1,731
OTC-(Perkins)-No FTE in OS (\$50,212/29.0)	\$1,731	\$0	\$1,731
ECTC-(Perkins and Literacy Programs)-No FTE in OS (\$50,212/29.0)	\$1,731	\$0	\$1,731
FI Division of Blind Services-No FTE in OS (\$50,212/29.0)	\$1,731	\$1,731	\$0
FI Division of Blind Services--Services provided to 6 CSOW Referrals @ Average of \$144.08 Per Referral = \$865. Bal of \$866 provided by On Site Services			
Community Services Block Grant (Tri County)--No FTE in OS (\$50,212.25/29.0)	\$1,731	\$1,731	\$0
Community Services Block Grant (Tri County)--Services provided to 30 CSOW Referrals @ Average of \$57.70 per Referral = \$1,731			
		\$8,567	\$15,407



**Infrastructure Costs and Additional OS Expense Annualized**

2019 2020 based on 2018 2019

**Infrastructure Expense**

	GL
Lease	5610
Liability/Property/Other Insurance	5620
IT Consulting Contract	5430
IT Technician Portion of Salaries and Benefits 10%	
Telephone	5520
Software and Internet	5540
Utilities	5630
Facilities Maintenance	5640
Equipment Leasing & Maintenance	5710
Supplies	5720
Atlas Complete Technology	5831

	Ft. Walton One Stop Full Center Usage	% to Total to Credit Receipt 10,717.00	Technology Usage Access Only	% to Total to Credit Receipt 1,729.00
	\$207,868	\$6,688.33		
	\$49,413	\$442.46		
	\$23,767	\$729.62	\$20,902	\$1,044.92
	\$2,574		\$2,574	
	\$16,026	\$491.97		
	\$1,909	\$52.32	\$1,904	\$51.65
	\$20,027	\$614.80		
	\$4,833	\$136.10		
	\$8,782	\$254.24		
	\$4,579	\$478.25		
	\$20,866	\$640.57	\$20,866	\$632.43
<b>Total Infrastructure Costs</b>	<b>\$347,537</b>	<b>\$10,528.66</b>	<b>\$57,046</b>	<b>\$1,729.00</b>

**Infrastructure Funding Agreement (Appendix A) to the  
Workforce Innovation and Opportunity Act (WIOA)  
Memoranda of Understanding (MOU)  
Program Year 2020-2021**

**One-Stop Operating Budget with All Partners  
Annualized**

Pl. Work One Stop

Full Center Usage One Stop FTE % re Total FTE	Technology Usage Access Only	NWFLSC	OTC	ETC	PI Div Blind	Tri County	WIOA	WTP	Wagner Peyster	Veteran's	RESEA	SNAP	Total
							\$55,985	\$6,958	\$34,990	\$52,446	\$13,996	\$6,998	\$181,950
	\$23,767	\$819	\$819	\$819	\$819	\$819	\$2,996	\$375	\$1,474	\$2,811	\$750	\$375	\$9,744
	\$4,585	\$158	\$158	\$158	\$158	\$158	\$3,216.23	\$914	\$4,371	\$6,856	\$1,828	\$914	\$23,767
							\$620.46	\$176	\$882	\$1,323	\$353	\$176	\$4,585
							\$5,482	\$845	\$3,426	\$5,139	\$1,370	\$685	\$17,816
							\$6,288	\$786	\$3,930	\$5,895	\$1,572	\$786	\$20,439
							\$701	\$88	\$438	\$657	\$175	\$88	\$2,279
							\$2,357	\$295	\$1,473	\$2,210	\$589	\$295	\$7,661
							\$1,851	\$231	\$1,157	\$1,736	\$463	\$231	\$6,017
	\$21,860	\$754	\$754	\$754	\$754	\$754	\$2,958.16	\$841	\$4,204	\$6,306	\$1,682	\$841	\$21,860
\$296,116	\$90,212	\$1,731	\$1,731	\$1,731	\$1,731	\$1,731	\$82,458	\$11,389	\$56,945	\$85,418	\$22,778	\$11,389	\$296,116
							\$9,157						\$9,157
		\$1,731	\$1,731	\$1,731	\$0	\$0	\$11,389	\$0	\$56,945	\$85,418	\$22,778	\$11,389	\$296,116

	NWFLSC	OTC	ETC	PI Div Blind	Tri County	WIOA	WTP	Wagner Peyster	Veteran's	RA/UC	SNAP	Total		
													8.00	1.00
\$323,894						\$105,761	\$13,220	\$66,101	\$99,151	\$26,440	\$13,220	\$323,894		
\$591						\$193	\$24	\$121	\$181	\$48	\$24	\$591		
\$7,211						\$2,355	\$294	\$1,472	\$2,207	\$589	\$294	\$7,211		
\$1,020						\$333	\$42	\$208	\$312	\$83	\$42	\$1,020		
\$40						\$13	\$2	\$8	\$12	\$3	\$2	\$40		
\$1,699						\$520	\$78	\$388	\$581	\$155	\$78	\$1,699		
\$10,773						\$3,518	\$440	\$2,199	\$3,298	\$879	\$440	\$10,773		
\$190,738						\$161,563	\$29,173	\$0	\$0	\$0	\$0	\$190,738		
\$15,990						\$4,440	\$555	\$2,775	\$4,162	\$1,118	\$555	\$15,990		
\$1,189						\$388	\$49	\$243	\$364	\$97	\$49	\$1,189		
\$550,951	\$0	\$0	\$0	\$0	\$0	\$0	\$0	\$279,184	\$43,878	\$73,513	\$110,269	\$29,405	\$14,703	\$550,951
\$847,067	\$1,731	\$1,731	\$1,731	\$0	\$0	\$370,798	\$55,267	\$130,458	\$195,687	\$52,183	\$26,092	\$847,067		
	0.13%	0.13%	0.13%	0.00%	0.00%	27.16%	4.05%	9.55%	14.33%	3.82%	1.91%	62.84%		

Signature page for the One-Stop Operating Budget (**Appendix A**) and the Infrastructure Funding Agreement (**Appendix B**) to the Workforce Innovation and Opportunity Act (WIOA) Memoranda of Understanding (MOU) dated August 20, 2019, between **CareerSource Okaloosa Walton (CSOW)**, also referred to as **CSOW**; and the **Okaloosa Technical College (OTC)**, also referred to as **The Partner**.

**I. TERM FOR INFRASTRUCTURE COSTS**

The Term for this Infrastructure Funding Agreement shall commence on July 1, 2020, through June 30, 2021. The Term for subsequent Infrastructure Funding Agreements shall commence on the first day of the Program/Fiscal Year (Currently) July 1 through last day of the Program/Fiscal Year (Currently) June 30. A new Infrastructure Funding Agreement will be developed for each subsequent Program/Fiscal Year.

**II. AGREEMENT/PAYMENTS**

The Partners agree to the infrastructure costs outlined in **Appendix B**, and to the Term for this infrastructure Funding Agreement. Payments may be made monthly, quarterly, or annually at the beginning of each agreed upon period as invoiced by CSOW.

**III. SIGNATURES**

**IN WITNESS WHEREOF**, the Partner and CSOW have caused this Infrastructure Funding Agreement to be duly executed as of the date set forth below.

<b>APPROVED BY:</b> CareerSource Okaloosa/Walton	<b>APPROVED BY PARTNER:</b> Okaloosa Technical College
By: <u>Michelle Burns</u>	By: <u>Kelly E. Hayes</u>
Name: <u>Michele Burns</u>	Name: <u>Kelly E. Hayes</u>
Title: <u>Executive Director</u>	Title: <u>Director</u>
Date: <u>SEP 03 2020</u>	Date: <u>9-8-2020</u>

**APPROVED BY:**  
The School Board of Okaloosa County, Florida

By: Timothy Bryant

Name: Timothy Bryant

Title: School Board Chairman

Date: September 28, 2020

**MOU\_IFA – CareerSource Okaloosa Walton and Okaloosa Technical College**

---

Signature page for the One-Stop Operating Budget (**Appendix A**) and the Infrastructure Funding Agreement (**Appendix B**) to the Workforce Innovation and Opportunity Act (WIOA) Memoranda of Understanding (MOU), dated August 20, 2019, between **CareerSource Okaloosa Walton (CSOW)**, also referred to as **CSOW**; and the **Okaloosa Technical College (OTC)**, also referred to as **The Partner**.

**Continued Page 2.**

**APPROVED BY:**


**Chief Elected Official for Okaloosa and Walton Counties**

**By:**

**Name:** Robert A. "Trey" Goodwin III

**Title:** Chairman, Okaloosa County Commissioners

**Date:** December 15, 2020



# Infrastructure Costs and Additional OS Expense Annualized

2020 2021 based on 2019 2020

## Infrastructure Expense

- Lease
- Liability/Property/Other Insurance
- IT Consulting Contract
- IT Technician Portion of Salaries and Benefits 10%
- Telephone
- Utilities
- Facilities Maintenance
- Equipment Leasing & Maintenance
- Supplies
- Atlas Complete Technology

Fl. Walton One Stop  
Full Center Usage      Technology Usage  
Access Only

Lease	\$10,211	
Liability/Property/Other Insurance	\$5,105	
IT Consulting Contract	\$1,731	\$1,731
IT Technician Portion of Salaries and Benefits 10%	\$1,731	
Telephone	\$1,731	
Utilities	\$1,731	
Facilities Maintenance	\$1,731	
Equipment Leasing & Maintenance	\$1,731	
Supplies	\$1,731	
Atlas Complete Technology	\$1,731	\$1,731

Total Infrastructure Costs      \$296,116      \$50,212

## Additional One Stop Costs

- Career Services Salaries and Benefits
- UCT Tax
- Temp Services and Background Checks
- Record Storage
- Postage
- Outreach
- Travel and Professional Development
- Participant Expense
- Equipment
- Fees and Licensing (Atlas Excluded)

Career Services Salaries and Benefits	\$323,894
UCT Tax	\$591
Temp Services and Background Checks	\$7,211
Record Storage	\$1,020
Postage	\$40
Outreach	\$1,899
Travel and Professional Development	\$10,773
Participant Expense	\$190,738
Equipment	\$13,596
Fees and Licensing (Atlas Excluded)	\$1,189

Total Additional One Stop Expense      \$550,951

Total/Total Infrastructure and Additional One Stop Costs      \$847,067

29.0 FTE in FWB One Stop ( CSOW/DEQ/VR/SEP/VA Work Studies) (1040 Hours)

MOU's			
	Fair Share	Exchange Value	Balance to CSOW
Voc Rehab with 1 FTE in OS (\$296,116/29.0)	\$10,211		\$10,211
SEP with .5 FTE in OS ((\$296,116/29.0)/2)	\$5,105	\$5,105	\$0
	Access Fee	Exchange Value	Balance to CSOW
NWFLSC-(Perkins and Literacy Programs)-No FTE in OS (\$50,212/29.0)	\$1,731	\$0	\$1,731
OTC-(Perkins)-No FTE in OS (\$50,212/29.0)	\$1,731	\$0	\$1,731
ECTC-(Perkins and Literacy Programs)-No FTE in OS (\$50,212/29.0)	\$1,731	\$0	\$1,731
RI Division of Blind Services-No FTE in OS (\$50,212/29.0)	\$1,731	\$1,731	\$0
RI Division of Blind Services--Services provided to 6 CSOW Referrals @ Average of \$144.08 Per Referral = \$865. Bal of \$866 provided by On Site Services			
Community Services Block Grant (Tri County)--No FTE in OS (\$50,212.26/29.0)	\$1,731	\$1,731	\$0
Community Services Block Grant (Tri County)--Services provided to 30 CSOW Referrals @ Average of \$57.70 per Referral = \$1,731			
		\$8,567	\$15,407

# Infrastructure Costs and Additional OS Expense Annualized

2019 2020 based on 2018 2019

## Infrastructure Expense

GL	
5610	Lease
5620	Liability/Property/Other Insurance
5430	IT Consulting Contract
	IT Technician Portion of Salaries and Benefits 10%
5520	Telephone
5540	Software and Internet
5630	Utilities
5640	Facilities Maintenance
5710	Equipment Leasing & Maintenance
5720	Supplies
5831	Atlas Complete Technology

	Ft. Walton One Stop Full Center Usage	% to Total to Credit Receipt 10,717.00	Technology Usage Access Only	% to Total to Credit Receipt 1,729.00
	\$217,864	\$6,688.33		
	\$14,913	\$442.46		
	\$23,757	\$729.62	\$20,902	\$1,044.92
	\$30,574		\$30,574	
	\$16,926	\$491.97		
	\$1,704	\$52.32	\$1,704	\$51.65
	\$20,927	\$614.80		
	\$2,433	\$136.10		
	\$8,262	\$254.24		
	\$15,579	\$478.25		
	\$20,866	\$640.57	\$20,866	\$632.43
<b>Total Infrastructure Costs</b>	<b>\$347,537</b>	<b>\$10,528.66</b>	<b>\$57,046</b>	<b>\$1,729.00</b>

**Infrastructure Funding Agreement (Appendix A) to the  
Workforce Innovation and Opportunity Act (WIOA)  
Memoranda of Understanding (MOU)  
Program Year 2020-2021**

**One-Stop Operating Budget with All Partners  
Annualized**  
Pl. Walton One Stop

Full Center Usage One Stop FTE % to Total FTE	Technology Usage Access Only	NWFLSC	OTC	ECTC	FDIV/Blind	Tri County		WIOA	WTP	Wagner Peyser	Veteran's	RESEA	SNAP	Total
								\$55,915	\$6,998	\$34,990	\$52,486	\$13,096	\$6,998	\$181,950
	\$23,767	\$819	\$819	\$819	\$819	\$819	\$2,998	\$375	\$1,874	\$2,811	\$750	\$375	\$9,744	
	\$4,585	\$158	\$158	\$158	\$158	\$158	\$3,216.23	\$914	\$4,571	\$6,856	\$1,828	\$914	\$23,767	
							\$620.46	\$176	\$882	\$1,323	\$353	\$176	\$4,585	
							\$5,482	\$685	\$3,426	\$5,139	\$1,370	\$685	\$17,816	
							\$6,288	\$786	\$3,930	\$5,895	\$1,572	\$786	\$20,437	
							\$701	\$88	\$438	\$657	\$175	\$88	\$2,279	
							\$2,357	\$295	\$1,473	\$2,210	\$589	\$295	\$7,661	
							\$1,851	\$231	\$1,157	\$1,796	\$463	\$231	\$6,017	
	\$21,860	\$754	\$754	\$754	\$754	\$754	\$2,958.16	\$841	\$4,204	\$6,306	\$1,682	\$841	\$21,860	
\$296,116	\$50,212	\$1,731	\$1,731	\$1,731	\$1,731	\$1,731	\$81,458	\$11,389	\$56,945	\$85,418	\$22,778	\$11,389	\$296,116	
							\$9,157						-\$9,157	
							\$91,615	\$11,389	\$56,945	\$85,418	\$22,778	\$11,389	\$296,116	
					\$0	\$0	\$11,389	\$0	\$9,157	\$11,389	\$56,945	\$85,418	\$22,778	\$11,389
														\$296,116

	NWFLSC	OTC	ECTC	FDIV/Blind	Tri County		WIOA	WTP	Wagner Peyser	Veteran's	RA/UC	SNAP	Total
\$323,894							\$105,761	\$13,220	\$66,101	\$99,151	\$26,440	\$13,220	\$323,894
\$591							\$193	\$24	\$123	\$181	\$48	\$24	\$591
\$7,211							\$2,355	\$294	\$1,472	\$2,207	\$589	\$294	\$7,211
\$1,020							\$333	\$42	\$208	\$312	\$83	\$42	\$1,020
\$40							\$13	\$2	\$8	\$12	\$3	\$2	\$40
\$1,899							\$620	\$78	\$388	\$581	\$155	\$78	\$1,899
\$18,773							\$3,518	\$440	\$2,199	\$3,298	\$879	\$440	\$18,773
\$190,738							\$161,563	\$29,175	\$0	\$0	\$0	\$0	\$190,738
\$13,596							\$4,440	\$555	\$2,775	\$4,162	\$1,110	\$555	\$13,596
\$1,189							\$388	\$49	\$243	\$364	\$97	\$49	\$1,189
\$580,951	\$0	\$0	\$0	\$0	\$0	\$0	\$279,184	\$43,878	\$73,513	\$110,269	\$29,405	\$14,703	\$580,951
\$847,067	\$1,731	\$1,731	\$1,731	\$0	\$0	\$0	\$378,798	\$65,267	\$138,458	\$195,687	\$52,183	\$26,092	\$847,067
	0.13%	0.13%	0.13%	0.00%	0.00%		27.16%	4.05%	9.55%	14.33%	3.82%	1.91%	62.04%

**MOU IFA – CareerSource Okaloosa Walton and Tri-County Community Council, Inc.**

Signature page for the One-Stop Operating Budget (Appendix A) and the Infrastructure Funding Agreement (Appendix B) to the Workforce Innovation and Opportunity Act (WIOA) Memoranda of Understanding (MOU) dated August 20, 2019, between CareerSource Okaloosa Walton (CSOW), also referred to as CSOW; and the Tri-County Community Council, Inc., also referred to as The Partner.

**I. TERM FOR INFRASTRUCTURE COSTS**

The Term for this Infrastructure Funding Agreement shall commence on July 1, 2020, through June 30, 2021. The Term for subsequent Infrastructure Funding Agreements shall commence on the first day of the Program/Fiscal Year (Currently) July 1 through last day of the Program/Fiscal Year (Currently) June 30. A new Infrastructure Funding Agreement will be developed for each subsequent Program/Fiscal Year.

**II. AGREEMENT/PAYMENTS**

The Partners agree to the infrastructure costs outlined in Appendix B, and to the Term for this Infrastructure Funding Agreement. Payments may be made monthly, quarterly, or annually at the beginning of each agreed upon period as invoiced by CSOW.

**III. SIGNATURES**

IN WITNESS WHEREOF, the Partner and CSOW have caused this Infrastructure Funding Agreement to be duly executed as of the date set forth below.

<b>APPROVED BY:</b> CareerSource Okaloosa/Walton	<b>APPROVED BY PARTNER:</b> Tri-County Community Council, Inc.
By: <u>Michele Burns</u>	By: <u>[Signature]</u>
Name: <u>Michele Burns</u>	Name: <u>Joel Paul Jr.</u>
Title: <u>Executive Director</u>	Title: <u>Executive Director</u>
Date: <u>SEP 03 2020</u>	Date: <u>9-8-2020</u>


**APPROVED BY:**  
Chief Elected Official for Okaloosa and Walton Counties

By: [Signature]

Name: Robert A. "Trey" Goodwin III

Title: Chairman, Okaloosa County Commissioners

Date: December 15, 2020





## Infrastructure Costs and Additional OS Expense Annualized

2020 2021 based on 2019 2020

	Ft. Walton One Stop Full Center Usage	Technology Usage Access Only
<b>Infrastructure Expense</b>		
Lease	\$18,000	
Liability/Property/Other Insurance	\$2,500	
IT Consulting Contract	\$5,700	\$2,700
IT Technician Portion of Salaries and Benefits 10%	\$2,500	\$2,700
Telephone	\$1,211	
Utilities	\$2,500	
Facilities Maintenance	\$1,000	
Equipment Leasing & Maintenance	\$1,000	
Supplies	\$5,011	
Atlas Complete Technology	\$11,000	\$21,000
<b>Total Infrastructure Costs</b>	<b>\$296,116</b>	<b>\$50,212</b>
<b>Additional One Stop Costs</b>		
Career Services Salaries and Benefits	\$323,894	
UCT Tax	\$591	
Temp Services and Background Checks	\$7,211	
Record Storage	\$1,020	
Postage	\$40	
Outreach	\$1,899	
Travel and Professional Development	\$10,773	
Participant Expense	\$190,738	
Equipment	\$13,596	
Fees and Licensing (Atlas Excluded)	\$1,189	
<b>Total Additional One Stop Expense</b>	<b>\$550,951</b>	
<b>Total/Total Infrastructure and Additional One Stop Costs</b>	<b>\$847,067</b>	

29.0 FTE in FWB One Stop (CSOW/DEO/VR/SEP/VA Work Studies) (1040 Hours)

MOU's	Fair Share	Exchange Value	Balance to CSOW
Voc Rehab with 1 FTE in OS (\$296,116/29.0)	\$10,211		\$10,211
SEP with .5 FTE in OS ((\$296,116/29.0)/2)	\$5,105	\$5,105	\$0
	Access Fee	Exchange Value	Balance to CSOW
NWFLSC-(Perkins and Literacy Programs)-No FTE in OS (\$50,212/29.0)	\$1,731	\$0	\$1,731
OTC-(Perkins)-No FTE in OS (\$50,212/29.0)	\$1,731	\$0	\$1,731
ECTC-(Perkins and Literacy Programs)-No FTE in OS (\$50,212/29.0)	\$1,731	\$0	\$1,731
FI Division of Blind Services-No FTE in OS (\$50,212/29.0)	\$1,731	\$1,731	\$0
FI Division of Blind Services--Services provided to 6 CSOW Referrals @ Average of \$144.08 Per Referral = \$865. Bal of \$866 provided by On Site Services			
Community Services Block Grant (Tri County)--No FTE in OS (\$50,212.26/29.0)	\$1,731	\$1,731	\$0
Community Services Block Grant (Tri County)--Services provided to 30 CSOW Referrals @ Average of \$57.70 per Referral = \$1,731			
		\$8,567	\$15,407

# Infrastructure Costs and Additional OS Expense Annualized

2019 2020 based on 2018 2019	GL	Ft. Walton One Stop Full Center Usage	% to Total to Credit Receipt 10,717.00	Technology Usage Access Only	% to Total to Credit Receipt 1,729.00
<b>Infrastructure Expense</b>					
Lease	5610	\$219,868	\$6,688.33		
Liability/Property/Other Insurance	5620	\$1,491.19	\$442.46		
IT Consulting Contract	5430	\$29,767	\$729.62	\$29,000	\$1,044.92
IT Technician Portion of Salaries and Benefits 10%		\$8,574		\$8,574	
Telephone	5520	\$1,402.6	\$491.97		
Software and Internet	5540	\$1,704	\$52.32	\$1,704	\$51.65
Utilities	5630	\$20,907	\$614.80		
Facilities Maintenance	5640	\$4,433	\$136.10		
Equipment Leasing & Maintenance	5710	\$5,282	\$254.24		
Supplies	5720	\$4,270	\$478.25		
Atlas Complete Technology	5831	\$20,866	\$648.57	\$20,866	\$632.43
<b>Total Infrastructure Costs</b>		<b>\$347,537</b>	<b>\$10,528.66</b>	<b>\$57,046</b>	<b>\$1,729.00</b>

**Infrastructure Funding Agreement (Appendix A) to the  
Workforce Innovation and Opportunity Act (WIOA)  
Memoranda of Understanding (MOU)  
Program Year 2020-2021**

**One-Stop Operating Budget with All Partners  
Annualized**  
Fl. Walton One Stop

Full Center Usage One Stop FTE % to Total FTE	Technology Usage Access Only	NWFLSC	OTC	ECTC	Fl Div Blvd	Tri County		WIOA	WTP	Wagner Peyster	Veteran's	RESEA	SNAP	Total
								8.00	1.00	5.00	7.50	2	1	
														26.00
								\$55,985	\$6,998	\$34,990	\$52,486	\$13,996	\$6,998	\$181,950
								\$2,998	\$375	\$1,874	\$2,811	\$750	\$375	\$9,744
\$23,767		\$819	\$819	\$819	\$819	\$819	\$3,216.23	\$914	\$4,571	\$6,856	\$1,828	\$914	\$23,767	
\$4,585		\$158	\$158	\$158	\$158	\$158	\$620.44	\$176	\$882	\$1,323	\$353	\$176	\$4,585	
								\$5,482	\$685	\$3,426	\$5,139	\$1,370	\$685	\$17,816
								\$6,288	\$786	\$3,930	\$5,899	\$1,572	\$786	\$20,437
								\$701	\$88	\$438	\$657	\$175	\$88	\$2,279
								\$2,357	\$293	\$1,473	\$2,210	\$589	\$293	\$7,661
								\$1,851	\$231	\$1,157	\$1,736	\$463	\$231	\$6,017
\$21,860		\$754	\$754	\$754	\$754	\$754	\$2,958.16	\$841	\$4,204	\$6,206	\$1,682	\$841	\$21,860	
\$296,116	\$50,212	\$1,731	\$1,731	\$1,731	\$1,731	\$1,731		\$82,458	\$11,389	\$56,945	\$85,418	\$22,778	\$11,389	\$296,116
								\$9,157						-\$9,157
		\$1,731	\$1,731	\$1,731	\$0	\$0	\$11,389	\$0	\$91,615	\$11,389	\$86,945	\$22,778	\$11,389	\$91,157
														\$296,116

	NWFLSC	OTC	ECTC	Fl Div Blvd	Tri County		WIOA	WTP	Wagner Peyster	Veteran's	RA/UC	SNAP	Total		
							8.00 33%	1.00 4%	5.00 20%	7.50 31%	2 8%	1 4%	24.50		
\$323,894							\$105,761	\$13,220	\$66,101	\$99,151	\$26,440	\$13,220	\$323,894		
\$591							\$199	\$24	\$121	\$181	\$48	\$24	\$591		
\$7,211							\$2,353	\$294	\$1,472	\$2,207	\$589	\$294	\$7,211		
\$1,020							\$333	\$42	\$208	\$312	\$83	\$42	\$1,020		
\$40							\$13	\$2	\$8	\$12	\$3	\$2	\$40		
\$1,899							\$620	\$78	\$388	\$581	\$155	\$78	\$1,899		
\$10,773							\$3,518	\$440	\$2,199	\$3,298	\$879	\$440	\$10,773		
\$190,738							\$161,563	\$29,175	\$0	\$0	\$0	\$0	\$190,738		
\$13,596							\$4,440	\$555	\$2,775	\$4,162	\$1,110	\$555	\$13,596		
\$1,189							\$188	\$49	\$243	\$364	\$97	\$49	\$1,189		
\$850,951	\$0	\$0	\$0	\$0	\$0	\$0	\$0	\$0	\$279,184	\$43,878	\$73,513	\$110,269	\$29,405	\$14,703	\$550,951
\$847,067	\$1,731	\$1,731	\$1,731	\$0	\$0	\$0	\$370,798	\$85,267	\$130,458	\$195,487	\$52,183	\$26,092	\$847,067		
	0.13%	0.13%	0.13%	0.00%	0.00%		27.16%	4.05%	9.55%	14.33%	3.82%	1.91%	62.04%		

## CONTRACT, LEASE, AGREEMENT CONTROL FORM

Date: 04-25-2018

Contract/Lease Control #: C18-2693-BCC

Procurement#: NA

Contract/Lease Type: AGREEMENT

Award To/Lessee: CAREERSOURCE OKALOOSA WALTON

Owner/Lessor: OKALOOSA COUNTY

Effective Date: 01/01/2018

Expiration Date: 06/30/2018 W/RENEWALS

Description of Contract/Lease: INFRASTRUCTURE FUNDING AGREEMENT

Department: BCC

Department Monitor: HOFSTAD

Monitor's Telephone #: 850-651-7105

Monitor's FAX # or E-mail: JHOFSTAD@MYOKALOOSA.COM

Closed:

Cc: Finance Department Contracts & Grants Office

## CONTRACT, LEASE, AGREEMENT CONTROL FORM

Date: 02/21/2019

Contract/Lease Control #: C18-2693-BCC

Procurement#: NA

Contract/Lease Type: AGREEMENT

Award To/Lessee: CAREERSOURCE OKALOOSA WALTON

Owner/Lessor: OKALOOSA COUNTY

Effective Date: 06/01/2018

Expiration Date: 06/30/2019 WITH RENEWALS

Description of Contract/Lease: INFRASTRUCTURE FUNDING AGREEMENT

Department: BCC

Department Monitor: HOFSTAD

Monitor's Telephone #: 850-651-7105

Monitor's FAX # or E-mail: JHOFSTAD@MYOKALOOSA.COM

Closed:

Cc: Finance Department Contracts & Grants Office

MEMORANDUM OF UNDERSTANDING  
NO.: IA-863  
BETWEEN  
CAREER SOURCE OKALOOSA WALTON (CSOW)  
AND  
FLORIDA DEPARTMENT OF EDUCATION  
DIVISION OF VOCATIONAL REHABILITATION  
**AMENDMENT NO. 2**

This Amendment to the Memorandum of Understanding (MOU) Number IA-863 is entered into by and between CareerSource Okaloosa Walton ("CSOW") and the Florida Department of Education, Division of Vocational Rehabilitation ("Partner") on February 24, 2017 is hereby amended as follows:

1. Attachment I, Section II. Agreement/Payments, is hereby amended to read as follows:

VR is responsible for infrastructure costs in the amount \$10,123.00 annually, based on one FTE in the One Stop. CSOW shall submit to the Partners quarterly invoices such that the Partners will have covered all costs agreed to in this IFA by the end of the program year, June 30 annually. The Parties to this IFA intend to be bound by this agreement and agree to make payment of all such funds as indicated in Appendix B. Upon receipt of the above described invoices, the Partners shall process payments within 30 days.

2. Appendix A, One Stop Budget with All Partners, is hereby revised to include the annual budget for Program Year 2018-2019.
3. Appendix B, Infrastructure Costs and Additional OS Expense, is hereby revised to include the annual budget for Program Year 2018-2019.

All provisions in the MOU not in conflict with this Amendment remain in full force and effect and are to be performed at the level specified in the MOU.

This Amendment shall become effective as of the date of the final signatory below.

**CONTRACT#: C18-2693-BCC  
CAREERSOURCE OKALOOSA COUNTY  
INFRASTRUCTURE FUNDING AGREEMENT  
EXPIRES: 06/30/2019 W/RENEWALS**

THE REMAINDER OF THIS PAGE INTENTIONALLY LEFT BLANK

**Appendix A  
One Stop Budget with All Partners  
Annualized**

**Infrastructure Funding Agreement (Appendix A) to the  
Workforce Innovation and Opportunity Act (WIOA)  
Memoranda of Understanding (MOU)**

**Ft. Walton One Stop**

Infrastructure Expense	Full Center Usage One Stop FTE % to Total FTE	Technology Usage Access Only	NWFLSC	OTC	ECTC	FL Div Bldg	Tri County	VR	SEP	WIOA	WTP	Wagner Peysar	Veteran's	RA/UC	SNAP	Total
								1.00 3%	1.00 3%	8.50 27%	3.50 11%	4.50 14%	10.50 33%	0.5 2%	2 6%	31.50
Lease	\$181,950							\$5,776	\$3,776	\$49,098	\$20,217	\$25,993	\$60,650	\$2,888	\$11,552	\$181,950
Liability/Property/Other Insurance	\$12,320							\$391	\$391	\$3,324	\$1,369	\$1,760	\$4,107	\$196	\$732	\$12,320
IT Consulting Contract	\$40,500	\$40,500	\$1,276	\$1,276	\$1,276	\$1,276	\$1,276	\$1,286	\$1,286	\$4,549	\$4,500	\$3,786	\$13,500	\$643	\$2,571	\$40,499
IT Technician Portion of Salaries and Benefits 10%	\$4,726	\$4,726	\$149	\$149	\$149	\$149	\$149	\$150	\$150	\$530	\$525	\$675	\$1,575	\$75	\$300	\$4,725
Telephone	\$16,574							\$526	\$526	\$4,472	\$1,842	\$2,368	\$5,525	\$263	\$1,052	\$16,574
Software and Internet	\$3,139	\$3,139	\$99	\$99	\$99	\$99	\$99	\$100	\$100	\$353	\$549	\$448	\$1,046	\$50	\$199	\$3,139
Utilities	\$26,084							\$828	\$828	\$7,039	\$2,898	\$3,726	\$8,695	\$414	\$1,656	\$26,084
Facilities Maintenance	\$810							\$26	\$26	\$219	\$90	\$116	\$270	\$13	\$51	\$810
Equipment Leasing & Maintenance	\$7,052							\$224	\$224	\$1,903	\$784	\$1,007	\$2,351	\$112	\$448	\$7,052
Supplies	\$9,665							\$307	\$307	\$2,608	\$1,074	\$1,381	\$3,222	\$153	\$614	\$9,665
Atlas Complete Technology	\$16,049	\$16,049	\$506	\$506	\$506	\$506	\$506	\$509	\$509	\$1,806	\$1,783	\$2,293	\$5,350	\$254	\$1,019	\$16,052
<b>Total Infrastructure Costs</b>	<b>\$318,869</b>	<b>\$64,414</b>	<b>\$2,029</b>	<b>\$2,029</b>	<b>\$2,029</b>	<b>\$2,029</b>	<b>\$2,029</b>	<b>\$10,123</b>	<b>\$10,123</b>	<b>\$75,900</b>	<b>\$35,430</b>	<b>\$45,553</b>	<b>\$106,290</b>	<b>\$5,061</b>	<b>\$20,246</b>	<b>\$318,870</b>
Exchange Value:										\$14,181	\$35,430	\$45,553	\$106,290	\$5,061	\$20,246	\$14,181
Fair Share			\$2,029	\$2,029	\$2,029	\$0	\$0	\$10,123	\$0	\$98,081	\$35,430	\$45,553	\$106,290	\$5,061	\$20,246	\$318,870

Additional One Stop Costs	Full Center Usage One Stop FTE % to Total FTE	Technology Usage Access Only	NWFLSC	OTC	ECTC	FL Div Bldg	Tri County	VR	SEP	WIOA	WTP	Wagner Peysar	Veteran's	RA/UC	SNAP	Total
								0.00	0.00	8.50 29%	3.50 12%	4.50 15%	10.50 36%	0.5 2%	2 7%	29.50
Career Services Salaries and Benefits	\$546,948									\$157,595	\$64,892	\$83,433	\$194,676	\$9,270	\$37,081	\$546,948
UCI Tax	\$1,217									\$351	\$144	\$186	\$433	\$21	\$83	\$1,217
Temp Services and Background Checks	\$3,271									\$942	\$388	\$499	\$1,164	\$55	\$222	\$3,271
Record Storage	\$487									\$140	\$58	\$74	\$173	\$8	\$33	\$487
Postage	\$334									\$102	\$42	\$54	\$126	\$6	\$24	\$334
Outreach	\$775									\$223	\$92	\$118	\$276	\$13	\$52	\$775
Travel and Professional Development	\$19,254									\$5,548	\$2,284	\$2,937	\$6,553	\$326	\$1,305	\$19,254
Participant Expenses	\$369,788									\$136,734	\$37,054	\$0	\$0	\$0	\$0	\$369,788
Equipment	\$3,013									\$868	\$337	\$460	\$1,072	\$51	\$204	\$3,013
Fees and Licensing (Atlas Excluded)	\$2,000									\$576	\$237	\$303	\$712	\$34	\$135	\$2,000
<b>Total Additional One Stop Expense</b>	<b>\$947,107</b>		<b>\$0</b>	<b>\$0</b>	<b>\$0</b>	<b>\$0</b>	<b>\$0</b>	<b>\$0</b>	<b>\$0</b>	<b>\$503,080</b>	<b>\$101,549</b>	<b>\$98,066</b>	<b>\$205,486</b>	<b>\$9,785</b>	<b>\$39,140</b>	<b>\$947,107</b>
<b>Total/Total Infrastructure and Additional One Stop Costs</b>	<b>\$1,265,976</b>		<b>\$2,029</b>	<b>\$2,029</b>	<b>\$2,029</b>	<b>\$0</b>	<b>\$0</b>	<b>\$10,123</b>	<b>\$0</b>	<b>\$693,161</b>	<b>\$136,979</b>	<b>\$133,618</b>	<b>\$311,776</b>	<b>\$14,846</b>	<b>\$59,386</b>	<b>\$1,265,977</b>
<b>% to Total/Total</b>			<b>0.16%</b>	<b>0.16%</b>	<b>0.16%</b>	<b>0.00%</b>	<b>0.00%</b>	<b>0.80%</b>	<b>0.00%</b>	<b>46.85%</b>	<b>10.82%</b>	<b>10.55%</b>	<b>24.63%</b>	<b>1.17%</b>	<b>4.69%</b>	<b>100.00%</b>

**Infrastructure Funding Agreement (Appendix B) to the  
Workforce Innovation and Opportunity Act (WIOA)  
Memoranda of Understanding (MOU)  
Program Year 2018-2019**

**Appendix B  
Infrastructure Costs and Additional OS Expense  
Annualized**

2018 2019 based on 2017 2018

Infrastructure Expense	Ft. Walton One Stop	Technology Usage
	Full Center Usage	Access Only
Lease	\$181,950	
Liability/Property/Other Insurance	\$12,320	
IT Consulting Contract	\$40,500	\$40,500
IT Technician Portion of Salaries and Benefits 10%	\$4,726	\$4,726
Telephone	\$16,574	
Software and Internet	\$3,139	\$3,139
Utilities	\$26,084	
Facilities Maintenance	\$810	
Equipment Leasing & Maintenance	\$7,052	
Supplies	\$9,665	
Atlas Complete Technology	\$16,049	\$16,049
<b>Total Infrastructure Costs</b>	<b>\$318,869</b>	<b>\$64,414</b>

Additional One Stop Costs	
Career Services Salaries and Benefits	\$546,948
UCT Tax	\$1,217
Temp Services and Background Checks	\$3,271
Record Storage	\$487
Postage	\$354
Outreach	\$775
Travel and Professional Development	\$19,254
Participant Expense	\$369,788
Equipment	\$3,013
Fees and Licensing (Atlas Excluded)	\$2,000
<b>Total Additional One Stop Expense</b>	<b>\$947,187</b>

**Total/Total Infrastructure and Additional One Stop Costs** **\$1,265,976**

31.5 FTE in FWB One Stop ( CSOW/DEO/VR/SEP/VA Work Studies) (1320 Hours)

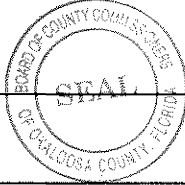
MOU's			
	Fair Share	Exchange Value	Balance to CSOW
Voc Rehab with 1 FTE in OS (\$318,869/31.5)	\$10,123		\$10,123
SEP with 1 FTE in OS (\$318,869/31.5)	\$10,123	\$10,123	\$0
SEP PT Workers Contribution (13Hr x 52Wks x \$14.97/Hr = \$10,123)			
	Access Fee	Exchange Value	Balance to CSOW
NWFLSC (Perkins and Literacy Programs)-No FTE in OS (\$64,414/31.5)	\$2,029	\$0	\$2,029
OTC--No FTE in OS (\$64,414/31.5)	\$2,029	\$0	\$2,029
ECTC--No FTE in OS (\$64,414/31.5)	\$2,029	\$0	\$2,029
FI Division of Blind Services--No FTE in OS (\$64,414/31.5)	\$2,029	\$2,029	\$0
FI Division of Blind Services--Services provided to 12 CSOW Referrals @ Average of \$169.09 Per Referral = \$2,029			
Community Services Block Grant (Tri County)--No FTE in OS (\$64,414/31.5)	\$2,029	\$2,029	\$0
Community Services Block Grant (Tri County)--Services provided to 30 CSOW Referrals @ Average of \$67.66 per Referral = \$2,029		\$2,029	
			\$16,209



IN WITNESS WHEREOF, the Parties hereto have caused this Amendment to be executed by their proper and duly authorized representatives.

<b>CareerSource Okaloosa/Walton</b>	<b>Department of Education Division of Vocational Rehabilitation</b>
By: <u>Michele Burns</u>	By: <u>Allison Flanagan</u>
Name: <u>Michele Burns</u>	Name: <u>Allison Flanagan</u>
Title: <u>Executive Director</u>	Title: <u>Director</u>
Date: <u>1/23/19</u>	Date: <u>1/28/19</u>

**Chief Elected Official for Okaloosa and Walton Counties**

By: <u>Charles K. Windes, Jr.</u>	
Name: <u>CHARLES K. WINDES, JR.</u>	
Title: <u>CHAIRMAN</u>	
Date: <u>FEBRUARY 19, 2019</u>	

**FLORIDA DEPARTMENT OF EDUCATION  
CONTRACT NO. IA-820  
AMENDMENT NO.: 3 / RENEWAL NO.: 1**

This AMENDMENT to the Florida Department of Education Contract Number **IA-820-A3-R1** ("Contract") is entered into by and between **CareerSource Okaloosa Walton (CSOW)**, (the "Contractor") authorized to do business in the State of Florida, with its principal office at 109 8<sup>th</sup> Ave Shalimar, FL 32579, and the Florida Department of Education, Division of Blind Services ("Department"), an agency of the State of Florida with its principal offices in Tallahassee, Florida. Defined terms used herein shall have the meanings set forth in the Contract.

WHEREAS, on **June 26, 2018**, the Department entered into the Contract with the Contractor to provide the service; and

WHEREAS, the expiration date of the Contract is **June 30, 2019**; and

WHEREAS, the Department desires to amend this Contract to **amend the Infrastructure Funding Agreement, delete and replace the Appendix A and B (attachments)**.

NOW, THEREFORE, in consideration of the mutual covenants and conditions hereinafter stated, the Department and the Contractor covenant and agree as follows:

1. The recitals are true and correct and are incorporated herein by reference.
2. **Paragraph I** of the Infrastructure Funding Agreement **IA-820-A1-R1** is hereby deleted and replaced as follows:

**I. Term for Infrastructure Costs:**

The Term for this Infrastructure Funding Agreement shall commence on July 1, 2018 through June 30, 2019. The Term for subsequent Infrastructure Funding Agreements shall commence on the first day of the Program/Fiscal Year (Currently) July 1 through last day of the Program/Fiscal Year (Currently) June 30. A new Infrastructure Funding Agreement will be developed for each subsequent Program/Fiscal Year.

3. The **Appendix A** and **Appendix B** is hereby deleted in its entirety and replaced with the attached Appendix A and Appendix for program year 2018-19.

The effective date of the Amendment shall be the date that it is signed by both parties.

All provisions in the contract and any attachments thereto in conflict with this amendment shall be and are hereby changed to conform to this amendment.

All provisions not in conflict with this amendment are still in full force and effect and are to be performed at the level specified in the contract.

IN WITNESS WHEREOF, the parties hereto have caused Amendment to be executed by their proper and duly authorized representatives.

**APPROVED BY:**

**CareerSource Okaloosa/Walton**

By: \_\_\_\_\_

*Michele Burns*

Name: \_\_\_\_\_

**Michele Burns**

Title: \_\_\_\_\_

**Executive Director**

Date: \_\_\_\_\_

*12/13/18*

**APPROVED BY PARTNER:**

**Division of Blind Services**

By: \_\_\_\_\_

*Robert L. Doyle, III*

Name: \_\_\_\_\_

**Robert L. Doyle, III**

Title: \_\_\_\_\_


**Director**

Date: \_\_\_\_\_

*12/18/18*

APPROVED BY:

Chief Elected Official for Okaloosa and Walton Counties

By: *Charles K. Windes, Jr.* 

Name: CHARLES K. WINDES, JR.

Title: CHAIRMAN

Date: FEBRUARY 19, 2019

**Infrastructure Funding Agreement (Appendix A) to the  
Workforce Innovation and Opportunity Act (WIOA)  
Memoranda of Understanding (MOU)**

**One Stop Budget with All Partners  
Annualized**

Ft. Walton One Stop

	Full Center Usage One Stop FTE % in Total FTE	Technology Usage Access Only	NWFLSC	OTC	ECTC	Fl Div Blind	Tri County	VR 1.00	SFP 1.00	WIOA 6.50 27%	WTP 3.50 11%	Wagner Peyszer 4.50 14%	Veteran's 10.50 33%	RA/UC 0.5 2%	SNAP 2 6%	Total	
<b>Infrastructure Expense</b>																	31.50
Lease	\$181,980							\$181,980	\$5,716	\$49,098	\$20,217	\$25,993	\$60,650	\$2,888	\$11,552		\$181,950
Liability/Property/Other Insurance	\$12,370							\$12,370	\$391	\$3,324	\$1,369	\$1,760	\$4,107	\$196	\$782		\$12,320
IT Consulting Contract	\$40,500	\$40,500	\$1,276	\$1,276	\$1,276	\$1,276	\$1,276	\$1,276	\$1,286	\$4,549	\$4,500	\$5,786	\$13,500	\$643	\$2,571		\$40,499
IT Technician Portion of Salaries and Benefits 10%	\$4,726	\$4,726	\$149	\$149	\$149	\$149	\$149	\$149	\$149	\$530	\$525	\$675	\$1,675	\$75	\$300		\$4,725
Telephone	\$16,574							\$16,574	\$526	\$4,472	\$1,842	\$2,368	\$5,525	\$263	\$1,052		\$16,574
Software and Incentiv	\$3,139	\$3,139	\$99	\$99	\$99	\$99	\$99	\$99	\$100	\$353	\$549	\$448	\$1,048	\$80	\$199		\$3,139
Utilities	\$26,084							\$26,084	\$828	\$7,039	\$2,898	\$3,728	\$8,695	\$414	\$1,656		\$26,084
Facilities Maintenance	\$870							\$870	\$26	\$219	\$90	\$116	\$270	\$13	\$51		\$870
Equipment Leasing & Maintenance	\$7,052							\$7,052	\$274	\$1,503	\$784	\$1,097	\$2,351	\$112	\$448		\$7,052
Supplies	\$7,665							\$7,665	\$307	\$2,608	\$1,074	\$1,381	\$3,222	\$153	\$614		\$7,665
Atlas Complete Technology	\$16,049	\$16,049	\$506	\$506	\$506	\$506	\$506	\$506	\$507	\$1,805	\$1,783	\$2,293	\$5,350	\$255	\$1,019		\$16,852
<b>Total Infrastructure Costs</b>	<b>\$318,869</b>	<b>\$64,414</b>	<b>\$2,029</b>	<b>\$2,029</b>	<b>\$2,029</b>	<b>\$2,029</b>	<b>\$2,029</b>	<b>\$16,123</b>	<b>\$16,123</b>	<b>\$75,900</b>	<b>\$35,430</b>	<b>\$45,553</b>	<b>\$106,290</b>	<b>\$5,061</b>	<b>\$28,246</b>		<b>\$318,870</b>
Exchange Value																	-\$14,181
<b>Fair Share</b>			<b>\$2,029</b>	<b>\$2,029</b>	<b>\$2,029</b>	<b>\$0</b>	<b>\$0</b>	<b>\$16,123</b>	<b>\$0</b>	<b>\$98,081</b>	<b>\$35,430</b>	<b>\$45,553</b>	<b>\$106,290</b>	<b>\$5,061</b>	<b>\$28,246</b>		<b>\$318,870</b>
<b>Additional One Stop Costs</b>																	29.50
Career Services Salaries and Benefits	\$546,448									\$157,295	\$64,892	\$83,433	\$194,676	\$9,270	\$37,681		\$546,948
UCF Tax	\$4,217									\$351	\$144	\$186	\$433	\$211	\$83		\$4,217
Temp Services and Background Checks	\$3,271									\$942	\$388	\$499	\$1,164	\$55	\$222		\$3,271
Record Storage	\$497									\$140	\$59	\$74	\$173	\$8	\$33		\$497
Postage	\$454									\$102	\$42	\$54	\$126	\$6	\$24		\$454
Outreach	\$775									\$223	\$92	\$118	\$276	\$13	\$53		\$775
Travel and Professional Development	\$19,254									\$5,548	\$2,284	\$2,937	\$6,853	\$326	\$1,305		\$19,254
Participant Expense	\$369,788									\$336,734	\$33,054	\$0	\$0	\$0	\$0		\$369,788
Equipment	\$3,015									\$868	\$357	\$460	\$1,072	\$51	\$204		\$3,015
Fees and Licensing (Atlas Excluded)	\$2,900									\$576	\$237	\$305	\$712	\$34	\$136		\$2,900
<b>Total Additional One Stop Expense</b>	<b>\$947,107</b>		<b>\$0</b>	<b>\$0</b>	<b>\$0</b>	<b>\$0</b>	<b>\$0</b>	<b>\$0</b>	<b>\$0</b>	<b>\$503,680</b>	<b>\$101,549</b>	<b>\$88,066</b>	<b>\$205,486</b>	<b>\$9,785</b>	<b>\$39,140</b>		<b>\$947,107</b>
<b>Total/Total Infrastructure and Additional One Stop Costs</b>	<b>\$1,265,976</b>		<b>\$2,029</b>	<b>\$2,029</b>	<b>\$2,029</b>	<b>\$0</b>	<b>\$0</b>	<b>\$16,123</b>	<b>\$0</b>	<b>\$593,161</b>	<b>\$136,979</b>	<b>\$133,619</b>	<b>\$311,776</b>	<b>\$14,846</b>	<b>\$59,386</b>		<b>\$1,265,977</b>
<b>% to Total/Total</b>			<b>0.16%</b>	<b>0.16%</b>	<b>0.16%</b>	<b>0.00%</b>	<b>0.00%</b>	<b>0.80%</b>	<b>0.00%</b>	<b>46.85%</b>	<b>10.81%</b>	<b>10.55%</b>	<b>24.63%</b>	<b>1.17%</b>	<b>4.69%</b>		<b>100.00%</b>

**Infrastructure Funding Agreement (Appendix B) to the  
Workforce Innovation and Opportunity Act (WIOA)  
Memoranda of Understanding (MOU)  
Program Year 2018-2019**

**Infrastructure Costs and Additional OS Expense  
Annualized**

2018 2019 based on 2017 2018

Infrastructure Expense	Ft. Walton One Stop	Technology Usage
	Full Center Usage	Access Only
Lease	\$181,950	
Liability/Property/Other Insurance	\$12,320	
IT Consulting Contract	\$40,500	\$40,500
IT Technician Portion of Salaries and Benefits 10%	\$4,726	\$4,726
Telephone	\$16,574	
Software and Internet	\$3,139	\$3,139
Utilities	\$26,084	
Facilities Maintenance	\$810	
Equipment Leasing & Maintenance	\$7,052	
Supplies	\$9,665	
Atlas Complete Technology	\$16,049	\$16,049
<b>Total Infrastructure Costs</b>	<b>\$318,869</b>	<b>\$64,414</b>

Additional One Stop Costs	
Career Services Salaries and Benefits	\$546,948
UCT Tax	\$1,217
Temp Services and Background Checks	\$3,271
Record Storage	\$487
Postage	\$354
Outreach	\$775
Travel and Professional Development	\$19,254
Participant Expense	\$369,788
Equipment	\$3,013
Fees and Licensing (Atlas Excluded)	\$2,000

Total Additional One Stop Expense **\$947,107**

Total/Total Infrastructure and Additional One Stop Costs **\$1,265,976**

31.5 FTE in FWB One Stop (CSOW/DEO/VR/SEP/VA Work Studies) (1320 Hours)

MOU's			
	Fair Share	Exchange Value	Balance to CSOW
Voc Rehab with 1 FTE in OS (\$318,869/31.5)	\$10,123		\$10,123
SEP with 1 FTE in OS (\$318,869/31.5)	\$10,123	\$10,123	\$0
SEP PT Workers Contribution (13Hr x 52Wks x \$14.97/Hr = \$10,123)			
	Access Fee	Exchange Value	Balance to CSOW
NWFLSC /Perkins and Literacy Programs--No FTE in OS (\$64,414/31.5)	\$2,029	\$0	\$2,029
OTC--No FTE in OS (\$64,414/31.5)	\$2,029	\$0	\$2,029
ECTC--No FTE in OS (\$64,414/31.5)	\$2,029	\$0	\$2,029
FI Division of Blind Services--No FTE in OS (\$64,414/31.5)	\$2,029	\$2,029	\$0
FI Division of Blind Services--Services provided to 12 CSOW Referrals @ Average of \$169.09 Per Referral = \$2,029			
Community Services Block Grant (Tri County)--No FTE in OS (\$64,414, 31.5)	\$2,029	\$2,029	\$0
Community Services Block Grant (Tri County)--Services provided to 30 CSOW Referrals @ Average of \$67.66 per Referral = \$2,029		\$2,029	
			<b>\$16,209</b>

MOU\_IFA – CareerSource Okaloosa Walton and Okaloosa Technical College

Signature page for the Infrastructure Funding Agreement (**Appendix B**) to the Workforce Innovation and Opportunity Act (WIOA) Memoranda of Understanding (MOU) dated 9/20/2017, between **CareerSource Okaloosa Walton (CSOW)**, also referred to as **CSOW**; and the **Okaloosa Technical College (OTC)**, also referred to as **The Partner**. The One-Stop Operating Budget (**Appendix A**) is also attached.

**I. TERM FOR INFRASTRUCTURE COSTS**

The Term for this Infrastructure Funding Agreement shall commence on July 1, 2018, through June 30, 2019. The Term for subsequent Infrastructure Funding Agreements shall commence on the first day of the Program/Fiscal Year (Currently) July 1 through last day of the Program/Fiscal Year (Currently) June 30. A new Infrastructure Funding Agreement will be developed for each subsequent Program/Fiscal Year.

**II. AGREEMENT/PAYMENTS**

The Partners agree to the infrastructure costs outlined in **Appendix B**; and to the Term for this Infrastructure Funding Agreement. Payments may be made monthly, quarterly, or annually at the beginning of each agreed upon period as invoiced by CSOW.

**III. SIGNATURES**

**IN WITNESS WHEREOF**, the Partner and CSOW have caused this Infrastructure Funding Agreement to be duly executed as of the date set forth below.

**APPROVED BY:**  
CareerSource Okaloosa/Walton

**APPROVED BY PARTNER:**  
Okaloosa Technical College  
The School Board of Okaloosa County, Florida

By: Michelle Burns

By: Lamar White

Name: Michele Burns

Name: Lamar White

Title: Executive Director


Title: School Board Chairman

Date: August 8, 2018

Date: September 24, 2018

**APPROVED BY:**  
Chief Elected Official for Okaloosa and Walton Counties

By: Charles K. Windes, Jr.



Name: CHARLES K. WINDES, JR.

Title: CHAIRMAN

Date: FEBRUARY 19, 2019

**CONTRACT#: C18-2693-BCC  
CAREERSOURCE OKALOOSA COUNTY  
INFRASTRUCTURE FUNDING AGREEMENT  
EXPIRES: 06/30/2019 W/RENEWALS**

**Infrastructure Funding Agreement (Appendix A) to the  
Workforce Innovation and Opportunity Act (WIOA)  
Memoranda of Understanding (MOU)**

**One Stop Budget with All Partners  
Annualized**

Ft. Walton One Stop	Full Center Usage One Stop FTE % to Total FTE		Technology Usage Access Only	NWFLSC	OTC	ECTC	FI Div/Blind	Tri County	VR 1.00 3%	SEP 1.00 3%	WIOA 8.50 27%	WTP 3.50 11%	Wagner Paymer 4.50 14%	Veteran's 10.50 33%	RA/UC 0.5 2%	SNAP 2 6%	Total															
	Infrastructure Expense																															
Lease	\$181,950								\$5,776	\$5,776	\$49,098	\$70,217	\$25,993	\$60,630	\$2,888	\$11,552	\$181,950															
Liability/Property/Other Insurance	\$12,320							\$391	\$391	\$3,324	\$1,369	\$1,760	\$4,107	\$1,96	\$1,96	\$782	\$12,320															
IT Consulting Contract	\$40,500	\$40,500	\$1,276	\$1,276	\$1,276	\$1,276	\$1,276	\$1,286	\$1,286	\$4,549	\$4,500	\$5,786	\$13,500	\$643	\$2,571	\$40,500																
IT Technician Portion of Salaries and Benefits 10%	\$4,726	\$4,726	\$149	\$149	\$149	\$149	\$149	\$150	\$150	\$530	\$525	\$675	\$1,575	\$75	\$300	\$4,726																
Telephone	\$16,574							\$526	\$526	\$4,472	\$1,842	\$2,368	\$5,525	\$263	\$1,052	\$16,574																
Software and Internet	\$3,139	\$3,139	\$99	\$99	\$99	\$99	\$99	\$100	\$100	\$353	\$349	\$448	\$1,046	\$80	\$199	\$3,139																
Utilities	\$26,084							\$828	\$828	\$7,039	\$2,898	\$3,726	\$8,695	\$414	\$1,656	\$26,084																
Facilities Maintenance	\$810							\$26	\$26	\$219	\$90	\$116	\$270	\$13	\$51	\$810																
Equipment Leasing & Maintenance	\$7,052							\$224	\$224	\$1,903	\$784	\$1,007	\$2,351	\$112	\$448	\$7,052																
Supplies	\$9,665							\$307	\$307	\$2,608	\$1,074	\$1,381	\$3,222	\$153	\$614	\$9,665																
Atlas Complete Technology	\$16,049	\$16,049	\$506	\$506	\$506	\$506	\$506	\$509	\$509	\$1,806	\$1,783	\$2,293	\$5,350	\$255	\$1,019	\$16,049																
<b>Total Infrastructure Costs</b>	<b>\$318,869</b>	<b>\$64,414</b>	<b>\$2,029</b>	<b>\$2,029</b>	<b>\$2,029</b>	<b>\$2,029</b>	<b>\$2,029</b>	<b>\$10,123</b>	<b>\$10,123</b>	<b>\$75,908</b>	<b>\$35,430</b>	<b>\$45,583</b>	<b>\$106,290</b>	<b>\$5,061</b>	<b>\$20,246</b>	<b>\$318,870</b>																
Exchange Value							-\$2,029	-\$2,029								-\$14,181																
Fair Share							\$0	\$0	\$10,123	\$0	\$90,881	\$35,430	\$45,583	\$106,290	\$5,061	\$20,246	\$318,870															
Additional One Stop Costs																																
Career Services Salaries and Benefits	\$546,948										\$157,595	\$64,892	\$83,433	\$194,676	\$9,270	\$37,081	\$546,948															
UCT Tax	\$1,217										\$351	\$144	\$186	\$433	\$21	\$83	\$1,217															
Temp Services and Background Checks	\$3,271										\$942	\$388	\$499	\$1,164	\$55	\$222	\$3,271															
Record Storage	\$487										\$140	\$58	\$74	\$173	\$8	\$33	\$487															
Postage	\$354										\$102	\$42	\$54	\$126	\$6	\$24	\$354															
Outreach	\$775										\$223	\$92	\$118	\$276	\$13	\$52	\$775															
Travel and Professional Development	\$19,254										\$5,348	\$2,284	\$2,937	\$6,853	\$326	\$1,305	\$19,254															
Participant Expense	\$369,788										\$336,734	\$33,054	\$0	\$0	\$0	\$0	\$369,788															
Equipment	\$3,013										\$868	\$357	\$460	\$1,072	\$51	\$204	\$3,013															
Fees and Licensing (Atlas Excluded)	\$2,000										\$576	\$237	\$305	\$712	\$34	\$136	\$2,000															
<b>Total Additional One Stop Expense</b>	<b>\$947,107</b>		<b>\$0</b>	<b>\$0</b>	<b>\$0</b>	<b>\$0</b>	<b>\$0</b>	<b>\$0</b>	<b>\$0</b>	<b>\$0</b>	<b>\$503,080</b>	<b>\$101,549</b>	<b>\$88,066</b>	<b>\$205,406</b>	<b>\$9,785</b>	<b>\$39,140</b>	<b>\$947,107</b>															
<b>Total/Total Infrastructure and Additional One Stop Costs</b>	<b>\$1,265,976</b>		<b>\$2,029</b>	<b>\$2,029</b>	<b>\$2,029</b>	<b>\$0</b>	<b>\$0</b>	<b>\$10,123</b>	<b>\$0</b>	<b>\$893,161</b>	<b>\$136,979</b>	<b>\$133,618</b>	<b>\$311,776</b>	<b>\$14,846</b>	<b>\$59,386</b>	<b>\$1,265,977</b>																
<b>% to Total/Total</b>			<b>0.16%</b>	<b>0.16%</b>	<b>0.16%</b>	<b>0.00%</b>	<b>0.00%</b>	<b>0.80%</b>	<b>0.00%</b>	<b>46.85%</b>	<b>10.82%</b>	<b>10.55%</b>	<b>24.63%</b>	<b>1.17%</b>	<b>4.69%</b>	<b>100.00%</b>																

**Infrastructure Funding Agreement (Appendix B) to the  
Workforce Innovation and Opportunity Act (WIOA)  
Memoranda of Understanding (MOU)  
Program Year 2018-2019**

**Infrastructure Costs and Additional OS Expense  
Annualized**

2018 2019 based on 2017 2018

Infrastructure Expense	Fl. Walton One Stop	Technology Usage
	Full Center Usage	Access Only
Lease	\$181,950	
Liability/Property/Other Insurance	\$12,320	
IT Consulting Contract	\$40,500	\$40,500
IT Technician Portion of Salaries and Benefits 10%	\$4,726	\$4,726
Telephones	\$16,574	
Software and Internet	\$3,139	\$3,139
Utilities	\$26,084	
Facilities Maintenance	\$810	
Equipment Leasing & Maintenance	\$7,052	
Supplies	\$9,665	
Atlas Complete Technology	\$16,049	\$16,049
<b>Total Infrastructure Costs</b>	<b>\$318,869</b>	<b>\$64,414</b>

**Additional One Stop Costs**

Career Services Salaries and Benefits	\$546,948
UCT Tax	\$1,217
Temp Services and Background Checks	\$3,271
Record Storage	\$487
Postage	\$354
Outreach	\$775
Travel and Professional Development	\$19,254
Participant Expense	\$369,788
Equipment	\$3,013
Fees and Licensing (Atlas Excluded)	\$2,000

**Total Additional One Stop Expense** \$947,107

**Total/Total Infrastructure and Additional One Stop Costs** \$1,265,976

31.5 FTE in FWB One Stop ( CSOW/DEO/VR/SEP/VA Work Studies) (1320 Hours)

MOU's			
	Fair Share	Exchange Value	Balance to CSOW
Voc Rehab with 1 FTE in OS (\$318,869/31.5)	\$10,123		\$10,123
SEP with 1 FTE in OS (\$318,869/31.5)	\$10,123	\$10,123	\$0
SEP PT Workers Contribution (13Hr x 52Wks x \$14.97/Hr = \$10,123)			
	Access Fee	Exchange Value	Balance to CSOW
NWFLSC (Perkins and Literacy Programs)-No FTE in OS (\$64,414/31.5)	\$2,029	\$0	\$2,029
OTC--No FTE in OS (\$64,414/31.5)	\$2,029	\$0	\$2,029
ECTC--No FTE in OS (\$64,414/31.5)	\$2,029	\$0	\$2,029
FI Division of Blind Services-No FTE in OS (\$64,414/31.5)	\$2,029	\$2,029	\$0
FI Division of Blind Services--Services provided to 12 CSOW Referrals @ Average of \$169.09 Per Referral = \$2,029			
Community Services Block Grant (Tri County)--No FTE in OS (\$64,414/31.5)	\$2,029	\$2,029	\$0
Community Services Block Grant (Tri County)--Services provided to 30 CSOW Referrals @ Average of \$67.66 per Referral = \$2,029		\$2,029	
			\$16,209



Signature page for the Infrastructure Funding Agreement (**Appendix B**) to the Workforce Innovation and Opportunity Act (WIOA) Memoranda of Understanding (MOU) dated 9/20/2017, between **CareerSource Okaloosa Walton (CSOW)**, also referred to as **CSOW**; and **The National Caucus and Center on Black Aging, Inc.**, also referred to as **The Partner**. The One-Stop Operating Budget (**Appendix A**) is also attached.

**I. TERM FOR INFRASTRUCTURE COSTS**

The Term for this Infrastructure Funding Agreement shall commence on July 1, 2018, through June 30, 2019. The Term for subsequent Infrastructure Funding Agreements shall commence on the first day of the Program/Fiscal Year (Currently) July 1 through last day of the Program/Fiscal Year (Currently) June 30. A new Infrastructure Funding Agreement will be developed for each subsequent Program/Fiscal Year.

**II. AGREEMENT/PAYMENTS**

The Partners agree to the infrastructure costs outlined in **Appendix B**; and to the Term for this Infrastructure Funding Agreement. Payments may be made monthly, quarterly, or annually at the beginning of each agreed upon period as invoiced by CSOW.

**III. SIGNATURES**

**IN WITNESS WHEREOF**, the Partner and CSOW have caused this Infrastructure Funding Agreement to be duly executed as of the date set forth below.

**APPROVED BY:**

**CareerSource Okaloosa/Walton**

**APPROVED BY PARTNER:**

**The National Caucus and Center on Black Aging, Inc.**

By: Michele Burns

By: Pauline Mills

Name: Michele Burns

Name: Pauline Mills

Title: Executive Director

Title: Florida Program Coordinator

Date: August 8, 2018

Date: August 14, 2018

**APPROVED BY:**

**Chief Elected Official for Okaloosa and Walton Counties**

By: Charles K. Windes, Jr.

Name: CHARLES K. WINDES, JR.

Title: CHAIRMAN

Date: FEBRUARY 19, 2019



**Infrastructure Funding Agreement (Appendix A) to the  
Workforce Innovation and Opportunity Act (WIOA)  
Memoranda of Understanding (MOU)**

**One Stop Budget with All Partners  
Annualized**

Fl. Walton One Stop

Infrastructure Expense	Full Center Base One Stop FTE % to Total FTE	Technology Base Account Only
Lease	\$181,950	
Liability/Property/Other Insurance	\$12,220	
IT Consulting Contract	\$40,500	\$40,500
IT Technician Pension of Salaries and Benefits 10%	\$4,725	\$4,725
Telephone	\$16,574	
Software and Internal	\$3,139	\$3,139
Utilities	\$26,084	
Facilities Maintenance	\$810	
Equipment Leasing & Maintenance	\$9,655	
Supplies	\$9,655	
Atlas Complete Technology	\$19,048	\$19,048
<b>Total Infrastructure Costs</b>	<b>\$318,969</b>	<b>\$64,314</b>
Exchange Value		
Fair Share		

Additional One Stop Costs	\$546,948
Career Services Salaries and Benefits	\$12,117
UCT Tax	\$2,271
Temp Services and Background Checks	\$467
Record Storage	\$354
Postage	\$775
Outreach	\$19,259
Travel and Professional Development	\$169,798
Equipment	\$3,013
Fees and Licenses (Atlas Excluded)	\$2,000
<b>Total Additional One Stop Expense</b>	<b>\$947,107</b>
<b>Total/Total Infrastructure and Additional One Stop Costs</b>	<b>\$1,266,976</b>

% to Total

NWFLSC	OTC	SGTC	FIDM Blind	Tit County	YR	SEP	WIOA	WTP	Wagner Payee	Veteran's	RA/UC	SNAP	Total
					8.00 2%	1.00 2%	8.50 -27%	3.50 11%	4.50 14%	10.50 33%	0.5 2%	2	
	\$3,776	\$3,776			\$3,776	\$3,776	\$49,998	\$20,217	\$25,993	\$69,650	\$2,888	\$11,532	\$181,950
	\$391	\$391			\$391	\$391	\$3,024	\$1,369	\$1,760	\$4,107	\$146	\$782	\$12,220
	\$1,236	\$1,236	\$1,236	\$1,236	\$1,236	\$1,236	\$4,549	\$4,500	\$5,766	\$15,500	\$43	\$2,571	\$40,500
	\$156	\$156	\$156	\$156	\$156	\$156	\$330	\$225	\$675	\$1,575	\$73	\$300	\$4,725
	\$226	\$226	\$226	\$226	\$226	\$226	\$4,472	\$1,842	\$2,368	\$3,525	\$263	\$1,022	\$16,574
	\$109	\$109	\$109	\$109	\$109	\$109	\$353	\$349	\$448	\$1,046	\$50	\$199	\$3,139
	\$26	\$26	\$26	\$26	\$26	\$26	\$7,039	\$2,598	\$3,726	\$6,695	\$414	\$1,656	\$26,084
	\$224	\$224	\$224	\$224	\$224	\$224	\$1,919	\$90	\$219	\$370	\$13	\$51	\$810
	\$307	\$307	\$307	\$307	\$307	\$307	\$2,608	\$784	\$1,074	\$2,351	\$12	\$48	\$9,655
	\$309	\$309	\$309	\$309	\$309	\$309	\$1,074	\$1,074	\$1,381	\$3,222	\$13	\$514	\$19,048
	\$10,123	\$10,123	\$10,123	\$10,123	\$10,123	\$10,123	\$1,866	\$1,785	\$2,358	\$3,350	\$255	\$1,019	\$16,652
	\$1,029	\$1,029	\$1,029	\$1,029	\$1,029	\$1,029	\$74,900	\$35,426	\$45,653	\$106,290	\$5,961	\$20,246	\$318,969
	\$2,029	\$2,029	\$2,029	\$2,029	\$2,029	\$2,029	\$90,981	\$35,430	\$45,352	\$106,290	\$5,961	\$20,246	\$318,969

NWFLSC	OTC	SGTC	FIDM Blind	Tit County	YR	SEP	WIOA	WTP	Wagner Payee	Veteran's	RA/UC	SNAP	Total
					0.00	0.00	8.50 29%	3.50 12%	4.50 15%	10.50 36%	0.5 2%	2	
	\$546,948	\$546,948			\$546,948	\$546,948	\$17,595	\$64,892	\$82,033	\$194,676	\$9,270	\$37,081	\$546,948
	\$12,117	\$12,117			\$12,117	\$12,117	\$351	\$144	\$188	\$493	\$21	\$83	\$12,117
	\$2,271	\$2,271			\$2,271	\$2,271	\$942	\$388	\$499	\$1,164	\$55	\$222	\$4,472
	\$467	\$467			\$467	\$467	\$140	\$58	\$74	\$173	\$8	\$33	\$467
	\$354	\$354			\$354	\$354	\$102	\$42	\$54	\$126	\$6	\$24	\$354
	\$775	\$775			\$775	\$775	\$233	\$92	\$118	\$276	\$13	\$53	\$775
	\$19,259	\$19,259			\$19,259	\$19,259	\$5,548	\$2,284	\$2,977	\$6,833	\$376	\$1,305	\$19,259
	\$169,798	\$169,798			\$169,798	\$169,798	\$336,734	\$33,054	\$0	\$0	\$0	\$0	\$336,734
	\$3,013	\$3,013			\$3,013	\$3,013	\$848	\$337	\$460	\$1,072	\$51	\$204	\$3,013
	\$2,000	\$2,000			\$2,000	\$2,000	\$576	\$237	\$303	\$712	\$34	\$136	\$2,000
	\$947,107	\$947,107	\$947,107	\$947,107	\$947,107	\$947,107	\$803,080	\$101,549	\$88,066	\$205,486	\$9,785	\$39,140	\$947,107
	\$1,266,976	\$1,266,976	\$1,266,976	\$1,266,976	\$1,266,976	\$1,266,976	\$393,161	\$136,079	\$133,018	\$311,776	\$14,846	\$59,286	\$1,266,976

% to Total

Signature page for the Infrastructure Funding Agreement (**Appendix B**) to the Workforce Innovation and Opportunity Act (WIOA) Memoranda of Understanding (MOU) dated 9/20/2017, between **CareerSource Okaloosa Walton (CSOW)**, also referred to as **CSOW**; and the **Tri-County Community Council, Inc.**, also referred to as **The Partner**. The One-Stop Operating Budget (**Appendix A**) is also attached.

**I. TERM FOR INFRASTRUCTURE COSTS**

The Term for this Infrastructure Funding Agreement shall commence on July 1, 2018, through June 30, 2019. The Term for subsequent Infrastructure Funding Agreements shall commence on the first day of the Program/Fiscal Year (Currently) July 1 through last day of the Program/Fiscal Year (Currently) June 30. A new Infrastructure Funding Agreement will be developed for each subsequent Program/Fiscal Year.

**II. AGREEMENT/PAYMENTS**

The Partners agree to the infrastructure costs outlined in **Appendix B**, and to the Term for this Infrastructure Funding Agreement. Payments may be made monthly, quarterly, or annually at the beginning of each agreed upon period as invoiced by CSOW.

**III. SIGNATURES**

**IN WITNESS WHEREOF**, the Partner and CSOW have caused this Infrastructure Funding Agreement to be duly executed as of the date set forth below.

**APPROVED BY:**

CareerSource Okaloosa/Walton

By: Michelle Burns

Name: Michele Burns

Title: Executive Director

Date: August 8, 2018

**APPROVED BY PARTNER:**

Tri-County Community Council, Inc.

By: Joel Paul, Jr.

Name: Joel Paul, Jr.

Title: Executive Director

Date: 8-14-18

**APPROVED BY:**

Chief Elected Official for Okaloosa and Walton Counties

By: Charles K. Windes, Jr.

Name: CHARLES K. WINDES, JR.

Title: CHAIRMAN

Date: FEBRUARY 19, 2019



**Infrastructure Funding Agreement (Appendix A) to the  
Workforce Innovation and Opportunity Act (WIOA)  
Memoranda of Understanding (MOU)**

**One Stop Budget with All Partners  
Annualized**

El, Waiver One Stop

Full Center Usage  
One Stop FTE  
% of Total FTE

Infrastructure Expense	Account	Technology Usage
Lease	\$18,950	
Liability/Property/Other Insurance	\$12,200	
IT Consulting Contract	\$40,500	\$40,500
IT Technician Portion of Salaries and Benefits (0%)	\$4,726	\$4,726
Telephone	\$1,574	
Software and Internet	\$3,120	\$3,120
Utilities	\$26,004	
Facilities Maintenance	\$913	
Equipment Leasing & Maintenance	\$7,024	
Supplies	\$9,665	
Atlas Complete Technology	\$16,648	\$16,648
<b>Total Infrastructure Costs</b>	<b>\$118,869</b>	<b>\$64,414</b>

Exchange Value  
Fair Share

WFLSC	OTC	ECTC	El Paso Blvd	Tu County	VR	SEP	WFOA	WTP	Wagner Payee	Veteran's	RA/UC	SNAP	Total
					1.00 3%	1.00 3%	8.50 27%	3.50 11%	4.50 14%	10.50 33%	0.5 2%	2 6%	\$1,590
					\$2,776	\$3,776	\$49,098	\$20,217	\$25,993	\$60,650	\$2,888	\$11,552	\$181,590
					\$793	\$3,973	\$3,324	\$1,369	\$1,760	\$4,107	\$196	\$782	\$12,200
					\$1,286	\$1,286	\$4,540	\$4,500	\$5,786	\$13,500	\$643	\$2,571	\$40,099
					\$150	\$150	\$50	\$525	\$675	\$1,575	\$75	\$300	\$4,725
					\$256	\$256	\$4,472	\$2,468	\$3,525	\$263	\$1,057	\$1,057	\$16,574
					\$100	\$100	\$125	\$349	\$448	\$1,046	\$50	\$159	\$3,139
					\$328	\$328	\$7,029	\$2,898	\$7,260	\$8,095	\$414	\$1,656	\$26,684
					\$26	\$26	\$719	\$390	\$770	\$13	\$51	\$810	\$810
					\$307	\$307	\$1,903	\$784	\$1,007	\$2,351	\$112	\$448	\$7,062
					\$309	\$309	\$1,806	\$1,783	\$2,939	\$5,590	\$155	\$614	\$9,665
													\$16,652
					\$10,123	\$10,123	\$76,900	\$35,430	\$45,553	\$106,290	\$5,861	\$20,246	\$318,869
													\$14,481
					\$10,123	\$10,123	\$90,881	\$35,430	\$45,553	\$106,290	\$5,861	\$20,246	\$318,870

WFLSC	OTC	ECTC	El Paso Blvd	Tu County	VR	SEP	WFOA	WTP	Wagner Payee	Veteran's	RA/UC	SNAP	Total
					0.00	0.00	8.50 29%	3.50 12%	4.50 15%	10.50 36%	0.5 2%	2 7%	\$947,107
							\$157,595	\$64,851	\$33,631	\$194,676	\$9,270	\$37,081	\$460,548
							\$351	\$146	\$186	\$453	\$211	\$83	\$1,237
							\$942	\$388	\$499	\$1,044	\$55	\$22	\$2,271
							\$190	\$38	\$74	\$173	\$8	\$33	\$487
							\$102	\$42	\$54	\$126	\$6	\$24	\$354
							\$223	\$92	\$118	\$276	\$13	\$53	\$775
							\$2,284	\$2,284	\$2,937	\$6,833	\$26	\$1,305	\$19,254
							\$236,734	\$33,054	\$0	\$0	\$0	\$0	\$269,788
							\$868	\$257	\$460	\$1,072	\$51	\$204	\$3,013
							\$576	\$27	\$305	\$712	\$34	\$126	\$2,000
													\$947,107
							\$93,080	\$10,549	\$88,866	\$205,486	\$9,785	\$39,140	\$1,265,977
							\$93,161	\$16,979	\$133,618	\$311,776	\$14,846	\$59,386	\$1,265,977
													\$100,000

Total Infrastructure Costs  
Exchange Value  
Fair Share

Additional One Stop Costs

Current Services Salaries and Benefits	\$346,948
UCT Tax	\$1,217
Temp Services and Background Checks	\$5,271
Record Storage	\$262
Postage	\$354
Outreach	\$775
Travel and Professional Development	\$19,254
Participant Expense	\$69,788
Equipment	\$3,013
Fees and Licensing (Allies Excluded)	\$2,000
<b>Total/Additional One Stop Expense</b>	<b>\$947,107</b>

Total/Total Infrastructure and Additional One Stop Costs  
% of Total/Total

WFLSC	OTC	ECTC	El Paso Blvd	Tu County	VR	SEP	WFOA	WTP	Wagner Payee	Veteran's	RA/UC	SNAP	Total
					0.00	0.00	8.50 29%	3.50 12%	4.50 15%	10.50 36%	0.5 2%	2 7%	\$947,107
							\$157,595	\$64,851	\$33,631	\$194,676	\$9,270	\$37,081	\$460,548
							\$351	\$146	\$186	\$453	\$211	\$83	\$1,237
							\$942	\$388	\$499	\$1,044	\$55	\$22	\$2,271
							\$190	\$38	\$74	\$173	\$8	\$33	\$487
							\$102	\$42	\$54	\$126	\$6	\$24	\$354
							\$223	\$92	\$118	\$276	\$13	\$53	\$775
							\$2,284	\$2,284	\$2,937	\$6,833	\$26	\$1,305	\$19,254
							\$236,734	\$33,054	\$0	\$0	\$0	\$0	\$269,788
							\$868	\$257	\$460	\$1,072	\$51	\$204	\$3,013
							\$576	\$27	\$305	\$712	\$34	\$126	\$2,000
													\$947,107
							\$93,080	\$10,549	\$88,866	\$205,486	\$9,785	\$39,140	\$1,265,977
							\$93,161	\$16,979	\$133,618	\$311,776	\$14,846	\$59,386	\$1,265,977
													\$100,000

Total Infrastructure Costs  
Exchange Value  
Fair Share

**Infrastructure Funding Agreement (Appendix B) to the  
Workforce Innovation and Opportunity Act (WIOA)  
Memoranda of Understanding (MOU)  
Program Year 2018-2019**

**Infrastructure Costs and Additional OS Expense  
Annualized**

2018 2019 based on 2017 2018

Infrastructure Expense	Ft. Walton One Stop	Technology Usage
	Full Center Usage	Access Only
Lease	\$181,950	
Liability/Property/Other Insurance	\$12,320	
IT Consulting Contract	\$40,500	\$40,500
IT Technician Portion of Salaries and Benefits 10%	\$4,726	\$4,726
Telephone	\$16,574	
Software and Internet	\$3,139	\$3,139
Utilities	\$26,084	
Facilities Maintenance	\$810	
Equipment Leasing & Maintenance	\$7,052	
Supplies	\$9,665	
Atlas Complete Technology	\$16,049	\$16,049
<b>Total Infrastructure Costs</b>	<b>\$318,869</b>	<b>\$64,414</b>

Additional One Stop Costs	
Career Services Salaries and Benefits	\$546,948
UCT Tax	\$1,217
Temp Services and Background Checks	\$3,271
Record Storage	\$487
Postage	\$354
Outreach	\$775
Travel and Professional Development	\$19,254
Participant Expense	\$369,788
Equipment	\$3,013
Fees and Licensing (Atlas Excluded)	\$2,000
<b>Total Additional One Stop Expense</b>	<b>\$947,107</b>
<b>Total/Total Infrastructure and Additional One Stop Costs</b>	<b>\$1,265,976</b>

31.5 FTE in FWB One Stop ( CSOW/DEO/VR/SEP/VA Work Studies) (1320 Hours)

MOU's			
	Fair Share	Exchange Value	Balance to CSOW
Voc Rehab with 1 FTE in OS (\$318,869/31.5)	\$10,123		\$10,123
SEP with 1 FTE in OS (\$318,869/31.5)	\$10,123	\$10,123	\$0
SEP PT Workers Contribution (13Hr x 52Wks x \$14.97/Hr = \$10,123)			
	Access Fee	Exchange Value	Balance to CSOW
NWFLSC (Perkins and Literacy Programs)-No FTE in OS (\$64,414/31.5)	\$2,029	\$0	\$2,029
OTC- No FTE in OS (\$64,414/31.5)	\$2,029	\$0	\$2,029
ECTC- No FTE in OS (\$64,414/31.5)	\$2,029	\$0	\$2,029
FI Division of Blind Services-No FTE in OS (\$64,414/31.5)	\$2,029	\$2,029	\$0
FI Division of Blind Services--Services provided to 12 CSOW Referrals @ Average of \$169.09 Per Referral = \$2,029			
Community Services Block Grant (Tri County)--No FTE in OS (\$64,414/31.5)	\$2,029	\$2,029	\$0
Community Services Block Grant (Tri County)--Services provided to 30 CSOW Referrals @ Average of \$67.66 per Referral = \$2,029		\$2,029	
			\$16,209

MOU\_IFA – CareerSource Okaloosa Walton and Northwest Florida State College

Signature page for the Infrastructure Funding Agreement (**Appendix B**) to the Workforce Innovation and Opportunity Act (WIOA) Memoranda of Understanding (MOU), dated 9/20/2017, between **CareerSource Okaloosa Walton (CSOW)**, also referred to as **CSOW**; and **Northwest Florida State College (NWFSC)**, also referred to as **The Partner**. The One-Stop Operating Budget (**Appendix A**) is also attached.

**I. TERM FOR INFRASTRUCTURE COSTS**

The Term for this Infrastructure Funding Agreement shall commence on July 1, 2018, through June 30, 2019. The Term for subsequent Infrastructure Funding Agreements shall commence on the first day of the Program/Fiscal Year (Currently) July 1 through last day of the Program/Fiscal Year (Currently) June 30. A new Infrastructure Funding Agreement will be developed for each subsequent Program/Fiscal Year.

**II. AGREEMENT/PAYMENTS**

The Partners agree to the infrastructure costs outlined in **Appendix B**, and to the Term for this Infrastructure Funding Agreement. Payments may be made monthly, quarterly, or annually at the beginning of each agreed upon period as invoiced by CSOW.

**III. SIGNATURES**

**IN WITNESS WHEREOF**, the Partner and CSOW have caused this Infrastructure Funding Agreement to be duly executed as of the date set forth below.

**APPROVED BY:**

CareerSource Okaloosa/Walton

By:

Michele Burns

Name:

Michele Burns

Title:

Executive Director

Date:

August 8, 2018

**APPROVED BY PARTNER:**

Northwest Florida State College

By:

Dr. Devin Stephenson

Name:

Dr. Devin Stephenson

Title:

President

Date:

August 14, 2018

**APPROVED BY:**

Chief Elected Official for Okaloosa and Walton Counties

By:

Charles K. Windes, Jr.

Name:

CHARLES K. WINDES, JR.

Title:

CHAIRMAN

Date:

FEBRUARY 19, 2019



Infrastructure Funding Agreement (Appendix A) to the  
Workforce Innovation and Opportunity Act (WIOA)  
Memoranda of Understanding (MOU)

One Stop Budget with All Partners  
Annualized

El Walton One Stop

Infrastructure Expense	WFLSC	OTC	EOTC	FL Div Blank	Td County	VR	SEP	WIOA	WTP	Wagner Payor	Veteran's	RA/UC	SNAP	Total
Lease						\$17,716	\$5,719	\$49,098	\$20,217	\$25,991	\$60,660	\$2,888	\$1,552	\$181,950
Liability/Property/Other Insurance						\$391	\$391	\$1,324	\$1,369	\$1,769	\$4,107	\$196	\$782	\$12,320
IT Consulting Contract	\$1,276	\$1,276	\$1,276	\$1,276	\$1,276	\$1,296	\$1,286	\$4,549	\$4,500	\$5,786	\$15,500	\$643	\$2,571	\$40,899
IT Technical Portion of Salaries and Benefits 10%	\$140	\$140	\$140	\$140	\$140	\$150	\$150	\$520	\$525	\$675	\$1,575	\$75	\$300	\$4,725
Telephone						\$256	\$256	\$4,472	\$1,842	\$2,368	\$5,525	\$263	\$1,052	\$16,574
Software and Internet		\$99	\$99	\$99	\$99	\$100	\$100	\$353	\$349	\$448	\$1,046	\$50	\$199	\$3,139
Utilities						\$228	\$228	\$7,039	\$2,898	\$3,726	\$8,695	\$414	\$1,656	\$26,084
Facilities Maintenance						\$45	\$45	\$219	\$90	\$116	\$270	\$13	\$51	\$810
Equipment Leasing & Maintenance						\$274	\$274	\$1,903	\$784	\$1,007	\$2,351	\$112	\$448	\$7,052
Supplies						\$307	\$307	\$2,608	\$1,074	\$1,381	\$3,222	\$153	\$614	\$9,665
Atlas Complex Technology		\$506	\$506	\$506	\$506	\$509	\$509	\$1,806	\$1,793	\$2,293	\$5,339	\$255	\$1,019	\$16,852
<b>Total Infrastructure Costs</b>	\$3,029	\$2,029	\$2,029	\$2,029	\$2,029	\$10,123	\$10,123	\$75,900	\$35,430	\$45,533	\$106,290	\$5,061	\$20,246	\$318,970
Exchange Value								\$14,181						\$14,181
Fair Share						\$10,123	\$0	\$90,081	\$35,430	\$45,533	\$106,290	\$5,061	\$20,246	\$318,970

\$18,869 \$2,029 \$2,029 \$2,029 \$2,029 \$2,029 \$10,123 \$10,123 \$75,900 \$35,430 \$45,533 \$106,290 \$5,061 \$20,246

Additional One Stop Costs	WFLSC	OTC	EOTC	FL Div Blank	Td County	VR	SEP	WIOA	WTP	Wagner Payor	Veteran's	RA/UC	SNAP	Total
Cover Services Salaries and Benefits						\$566,948		\$157,595	\$64,892	\$83,433	\$194,676	\$9,270	\$37,081	\$846,948
UCT Tax						\$1,217		\$531	\$144	\$186	\$433	\$21	\$81	\$1,307
Temp Services and Background Checks						\$3,271		\$942	\$388	\$499	\$1,164	\$55	\$222	\$5,371
Board Service						\$407		\$140	\$58	\$74	\$173	\$8	\$33	\$687
Postage						\$324		\$102	\$42	\$54	\$126	\$6	\$24	\$584
Outreach						\$775		\$223	\$92	\$118	\$276	\$13	\$53	\$1,275
Travel and Professional Development						\$19,254		\$5,548	\$2,284	\$2,937	\$6,853	\$226	\$1,305	\$29,877
Participant Expense						\$69,788		\$36,774	\$13,054	\$0	\$0	\$0	\$0	\$109,562
Equipment						\$3,013		\$968	\$357	\$460	\$1,072	\$51	\$204	\$6,975
Fees and Licensing (Allies Excluded)						\$2,000		\$576	\$137	\$105	\$252	\$14	\$54	\$3,000
<b>Total Additional One Stop Expense</b>	\$0	\$0	\$0	\$0	\$0	\$947,107	\$0	\$205,080	\$101,549	\$138,666	\$305,486	\$9,785	\$39,140	\$1,365,977
<b>Total/Total Infrastructure and Additional One Stop Costs</b>	\$3,029	\$2,029	\$2,029	\$2,029	\$2,029	\$10,123	\$0	\$90,081	\$35,430	\$45,533	\$106,290	\$5,061	\$20,246	\$318,970
% to Total/Total	0.16%	0.16%	0.16%	0.16%	0.16%	0.00%	0.00%	46.85%	10.92%	10.55%	24.67%	1.17%	4.69%	100.00%

\$947,107 \$1,265,976

Total/Total Infrastructure and Additional One Stop Costs

% to Total/Total

**Infrastructure Funding Agreement (Appendix B) to the  
Workforce Innovation and Opportunity Act (WIOA)  
Memoranda of Understanding (MOU)  
Program Year 2018-2019**

**Infrastructure Costs and Additional OS Expense  
Annualized**

2018 2019 based on 2017 2018

Infrastructure Expense	Ft. Walton One Stop	Technology Usage
	Full Center Usage	Access Only
Lease	\$181,950	
Liability/Property/Other Insurance	\$12,329	
IT Consulting Contract	\$40,500	\$40,500
IT Technician Portion of Salaries and Benefits 10%	\$4,726	\$4,726
Telephone	\$16,574	
Software and Internet	\$3,139	\$3,139
Utilities	\$26,084	
Facilities Maintenance	\$810	
Equipment Leasing & Maintenance	\$7,052	
Supplies	\$9,665	
Atlas Complete Technology	\$16,049	\$16,049
<b>Total Infrastructure Costs</b>	<b>\$318,869</b>	<b>\$64,414</b>
<b>Additional One Stop Costs</b>		
Career Services Salaries and Benefits	\$946,948	
UCT Tax	\$1,217	
Temp Services and Background Checks	\$3,271	
Record Storage	\$487	
Postage	\$354	
Outreach	\$775	
Travel and Professional Development	\$19,254	
Participant Expense	\$369,788	
Equipment	\$3,013	
Fees and Licensing (Atlas Excluded)	\$2,000	
<b>Total Additional One Stop Expense</b>	<b>\$947,107</b>	
<b>Total/Total Infrastructure and Additional One Stop Costs</b>	<b>\$1,265,976</b>	

31.5 FTE in FWB One Stop ( CSOW/DEO/VR/SEP/YA Work Studies) (1320 Hours)

MOU's			
	Fair Share	Exchange Value	Balance to CSOW
Voc Rehab with 1 FTE in OS (\$318,869/31.5)	\$10,123		\$10,123
SEP with 1 FTE in OS (\$318,869/31.5)	\$10,123	\$10,123	\$0
SEP PT Workers' Contribution (13Hr x 52Wks x \$14.97/Hr = \$10,123)			
	Access Fee	Exchange Value	Balance to CSOW
NWFLSC (Perkins and Literacy Programs)-No FTE in OS (\$64,414/31.5)	\$2,029	\$0	\$2,029
OTC-No FTE in OS (\$64,414/31.5)	\$2,029	\$0	\$2,029
ECTC-No FTE in OS (\$64,414/31.5)	\$2,029	\$0	\$2,029
FL Division of Blind Services-No FTE in OS (\$64,414/31.5)	\$2,029	\$2,029	\$0
FL Division of Blind Services-Services provided to 12 CSOW Referrals @ Average of \$169.09 Per Referral = \$2,029			
Community Services Block Grant (Tri County)-No FTE in OS (\$64,414/31.5)	\$2,029	\$2,029	\$0
Community Services Block Grant (Tri County)-Services provided to 30 CSOW Referrals @ Average of \$67.66 per Referral = \$2,029		\$2,029	
			\$16,209



**Infrastructure Funding Agreement (Appendix B) to the  
Workforce Innovation and Opportunity Act (WIOA)  
Memoranda of Understanding (MOU)  
Program Year 2018-2019**

**Infrastructure Costs and Additional OS Expense  
Annualized**

2018 2019 based on 2017 2018

Infrastructure Expense	Ft. Walton One Stop	Technology Usage
	Full Center Usage	Access Only
Lease	\$181,950	
Liability/Property/Other Insurance	\$12,320	
IT Consulting Contract	\$40,500	\$40,500
IT Technician Portion of Salaries and Benefits 10%	\$4,726	\$4,726
Telephone	\$16,574	
Software and Internet	\$3,139	\$3,139
Utilities	\$26,084	
Facilities Maintenance	\$910	
Equipment Leasing & Maintenance	\$7,052	
Supplies	\$9,665	
Atlas Complete Technology	\$16,049	\$16,049
<b>Total Infrastructure Costs:</b>	<b>\$318,869</b>	<b>\$64,414</b>
<b>Additional One Stop Costs:</b>		
Career Services Salaries and Benefits	\$546,948	
UCT Tax	\$1,217	
Temp Services and Background Checks	\$3,271	
Record Storage	\$487	
Postage	\$354	
Outreach	\$775	
Travel and Professional Development	\$19,254	
Participant Expense	\$369,788	
Equipment	\$3,013	
Fees and Licensing (Atlas Excluded)	\$2,000	
<b>Total Additional One Stop Expense</b>	<b>\$947,107</b>	
<b>Total/Total Infrastructure and Additional One Stop Costs</b>	<b>\$1,265,976</b>	

31.5 FTE in FWB One Stop ( CSOW/DEO/VR/SEP/VA Work Studies) (1320 Hours)

MOU's			
	Fair Share	Exchange Value	Balance to CSOW
Voc Rehab with 1 FTE in OS (\$318,869/31.5)	\$10,123		\$10,123
SEP with 1 FTE in OS (\$318,869/31.5)	\$10,123	\$10,123	\$0
SEP PT Workers Contribution (13Hr x 52Wks x \$14.97/Hr = \$10,123)			
	Access Fee	Exchange Value	Balance to CSOW
NWFLSC (Perkins and Literacy Programs)-No FTE in OS (\$64,414/31.5)	\$2,029	\$0	\$2,029
OTC-No FTE in OS (\$64,414/31.5)	\$2,029	\$0	\$2,029
ECTC-No FTE in OS (\$64,414/31.5)	\$2,029	\$0	\$2,029
FI Division of Blind Services-No FTE in OS (\$64,414/31.5)	\$2,029	\$2,029	\$0
FI Division of Blind Services--Services provided to 12 CSOW Referrals @ Average of \$169.09 Per Referral = \$2,029			
Community Services Block Grant (Tri County)-No FTE in OS (\$64,414/31.5)	\$2,029	\$2,029	\$0
Community Services Block Grant (Tri County)-Services provided to 30 CSOW Referrals @ Average of \$67.66 per Referral = \$2,029		\$2,029	
			\$16,209

## CONTRACT, LEASE, AGREEMENT CONTROL FORM

Date: 06-27-2018

Contract/Lease Control #: C18-2693-BCC

Procurement#: NA

Contract/Lease Type: AGREEMENT

Award To/Lessee: CARERSOURCE OKALOOSA WALTON

Owner/Lessor: OKALOOSA COUNTY

Effective Date: 01/01/2018

Expiration Date: 06/30/2020

Description of Contract/Lease: INFRASTRUCTURE FUNDING AGREEMENT

Department: BCC

Department Monitor: HOFSTAD

Monitor's Telephone #: 850-651-7105

Monitor's FAX # or E-mail: JHOFSTAD@MYOKALOOSA.COM

Closed:

Cc: Finance Department Contracts & Grants Office

Signature page for the Infrastructure Funding Agreement (Appendix A and B) to the Workforce Innovation and Opportunity Act (WIOA) Memoranda of Understanding (MOU) #IA-863, dated 9/20/2017, between CareerSource Okaloosa Walton (CSOW), also referred to as CSOW; and the Division of Vocational Rehabilitation (DVR), also referred to as The Partner.

#### **I. TERM FOR INFRASTRUCTURE COSTS**

This IFA is entered into on the date executed by all parties. This IFA will become effective as of the date of signing by the final signatory below and must terminate June 30, 2020. The Term for subsequent Infrastructure Funding Agreements shall commence on the first day of the Program/Fiscal Year (Currently) July 1 through last day of the Program/Fiscal Year (Currently) June 30. A new Infrastructure Funding Agreement will be developed for each subsequent Program/Fiscal Year.

#### **II. AGREEMENT/PAYMENTS**

VR is responsible for infrastructure costs in the amount \$10,174.00 annually, based on one FTE in the One Stop. CSOW shall submit to the Partners quarterly invoices such that the Partners will have covered all costs agreed to in this IFA by the end of the program year, June 30 annually. The Parties to this IFA intend to be bound by this agreement and agree to make payment of all such funds as indicated in Appendix B. Upon receipt of the above described invoices, the Partners shall process payments within 30 days.

#### **III. STEPS UTILIZED TO REACH CONSENSUS**

The Partner and CSOW conferred regarding the involvement of each partner at the CareerSource Centers. The appropriate allocation bases were discussed and those bases included in this IFA were agreed upon as the most appropriate. CSOW proposed the initial Partner contribution amounts as described in the attached infrastructure costs, Appendix B, and the Partners concurred with their proposal. Finally, the parties discussed the best mechanisms by which to review and reconcile actual expenses in the future and agreed to the terms included in the One-Stop Operating Budget section of the MOU.

#### **IV. IMPASSE RESOLUTION**

If Partners in a local area have employed the dispute resolution process outlined in the MOU and have failed to reach consensus on an issue pertaining to the IFA, then an impasse is declared and the State Funding Mechanism (SFM) is triggered and the IFA will be appealed through the process established by the governor for this purpose.

Remainder of this page intentionally left blank.

**V. SIGNATURES**

IN WITNESS WHEREOF, the Partner and CSOW have caused this Infrastructure Funding Agreement to be duly executed as of the date set forth below.

**APPROVED BY:**  
CareerSource Okaloosa/Walton

**APPROVED BY PARTNER:**  
Division Of Vocational  
Rehabilitation

By: Michele Burns

By: Allison Flanagan

Name: Michele Burns

Name: Allison Flanagan


Title: Executive Director


Title: Director, Division of Vocational Rehabilitation

Date: 5/2/18

Date: 4/27/18

**APPROVED BY:**  
Chief Elected Official for Okaloosa and Walton Counties

By: 



Name: Graham W. Fountain

Title: Chairman, Board of County Commissioners

Date: June 21, 2018

MEMORANDUM OF UNDERSTANDING  
NO.: IA-863  
BETWEEN  
CAREER SOURCE OKALOOSA WALTON (CSOW)  
AND  
FLORIDA DEPARTMENT OF EDUCATION  
DIVISION OF VOCATIONAL REHABILITATION  
**AMENDMENT NO. 1**

Memorandum of Understanding (MOU) number IA-863, entered into by and between CareerSource Okaloosa Walton ("CSOW") and the Florida Department of Education, Division of Vocational Rehabilitation ("Partner") on February 24, 2017 is hereby amended as follows:

1. Attachment I, Infrastructure Funding Agreement, including all appendices thereto, is hereby incorporated in its entirety.

All provisions in the MOU not in conflict with this Amendment remain in full force and effect and are to be performed at the level specified in the MOU.

This Amendment and all its attachments are hereby made a part of the MOU.

This Amendment shall become effective as of the date of the final signatory below.

IN WITNESS WHEREOF, the Parties hereto have caused this Amendment to be executed by their proper and duly authorized representatives.

**APPROVED BY:**  
CareerSource Okaloosa/Walton

**APPROVED BY PARTNER:**  
Department of Education  
Division of Vocational Rehabilitation

By: Michele Burns

By: Allison Flanagan

Name: Michele Burns

Name: Allison Flanagan

Title: Executive Director

Title: Director, Division of Vocational Rehabilitation

Date: 5/2/18

Date: 4/27/18


**APPROVED BY:**  
Chief Elected Official for Okaloosa and Walton Counties

By: Graham W. Fountain

Name: Graham W. Fountain

Title: Chairman, Board of County Commissioners

Date: June 21, 2018



**Appendix A  
One Stop Budget with All Partners  
Annualized**

**Ft. Walton One Stop**

	Full Center Usage One Stop FTE % to Total FTE		Technology Usage Access Only	NWFLSC	OTC	ECTC	FIDiv Bliad	Tri County	YR 1.00 3%	SEP 1.00 3%	WIOA 8.75 28%	WTP 3.50 11%	Wagner Peysar 4.50 14%	Veteran's 10.50 33%	RA/UC 0.5 2%	SNAP 2 6%	Total
<b>Infrastructure Expense</b>																	
Lease	\$181,950							\$5,731	\$5,731	\$50,144	\$20,057	\$25,788	\$60,172	\$2,855	\$11,461		\$181,950
Liability/Property/Other Insurance	\$10,781							\$340	\$340	\$2,971	\$1,188	\$1,528	\$3,565	\$170	\$679		\$10,781
IT Consulting Contract	\$40,500	\$40,500		\$1,276	\$1,276	\$1,276	\$1,276	\$1,276	\$1,276	\$4,781	\$4,465	\$5,740	\$13,394	\$638	\$2,551		\$40,498
IT Technician Portion of Salaries and Benefits 10%	\$4,726	\$4,726		\$149	\$149	\$149	\$149	\$149	\$149	\$537	\$221	\$670	\$1,363	\$74	\$298		\$4,725
Telephone	\$15,450							\$487	\$487	\$4,258	\$1,705	\$2,190	\$5,109	\$243	\$973		\$15,450
Software and Internet	\$3,528	\$3,528		\$111	\$111	\$111	\$111	\$111	\$111	\$417	\$389	\$500	\$1,167	\$56	\$222		\$3,529
Utilities	\$26,520							\$835	\$835	\$7,309	\$2,923	\$3,759	\$8,770	\$418	\$1,671		\$26,520
Facilities Maintenance	\$397							\$19	\$19	\$165	\$66	\$85	\$197	\$9	\$38		\$397
Equipment Leasing & Maintenance	\$9,618							\$303	\$303	\$2,651	\$1,060	\$1,363	\$3,181	\$151	\$606		\$9,618
Supplies	\$13,319							\$419	\$419	\$3,671	\$1,468	\$1,888	\$4,405	\$210	\$839		\$13,319
Atlas Complete Technology	\$16,049			\$303	\$303	\$303	\$303	\$303	\$303	\$1,898	\$1,769	\$2,273	\$5,308	\$253	\$1,011		\$16,045
<b>Total Infrastructure Costs</b>	<b>\$323,038</b>	<b>\$64,803</b>		<b>\$2,041</b>	<b>\$2,041</b>	<b>\$2,041</b>	<b>\$2,041</b>	<b>\$2,041</b>	<b>\$2,041</b>	<b>\$18,821</b>	<b>\$35,610</b>	<b>\$45,785</b>	<b>\$106,831</b>	<b>\$5,087</b>	<b>\$20,349</b>		<b>\$323,038</b>
Exchange Value							-\$2,041	-\$2,041		\$14,256	\$93,677						-\$14,256
<b>Fair Share</b>				<b>\$2,041</b>	<b>\$2,041</b>	<b>\$2,041</b>	<b>\$0</b>	<b>\$0</b>	<b>\$0</b>	<b>\$93,677</b>	<b>\$35,610</b>	<b>\$45,785</b>	<b>\$106,831</b>	<b>\$5,087</b>	<b>\$20,349</b>		<b>\$323,038</b>
<b>Additional One Stop Costs</b>																	
Career Services Salaries and Benefits	\$666,273									\$195,963	\$78,385	\$100,781	\$235,155	\$11,198	\$44,791		\$666,273
UCT Tax	\$1,778									\$523	\$209	\$269	\$628	\$30	\$120		\$1,778
Temp Services and Background Checks	\$9,069									\$2,667	\$1,067	\$1,373	\$3,201	\$152	\$610		\$9,069
Record Storage	\$900									\$265	\$106	\$136	\$318	\$15	\$61		\$900
Postage	\$1,404									\$413	\$165	\$212	\$496	\$24	\$94		\$1,404
Outreach	\$403									\$119	\$48	\$61	\$143	\$7	\$27		\$403
Travel and Professional Development	\$13,916									\$4,093	\$1,637	\$2,105	\$4,913	\$234	\$956		\$13,916
Participant Expense	\$350,362									\$317,308	\$33,054	\$0	\$0	\$0	\$0		\$350,362
Equipment	\$8,047									\$2,367	\$947	\$1,217	\$2,840	\$135	\$541		\$8,047
Fees and Licensing (Atlas Excluded)	\$2,000									\$588	\$235	\$303	\$706	\$34	\$134		\$2,000
<b>Total Additional One Stop Expense</b>	<b>\$1,054,154</b>			<b>\$0</b>	<b>\$0</b>	<b>\$0</b>	<b>\$0</b>	<b>\$0</b>	<b>\$0</b>	<b>\$824,306</b>	<b>\$115,853</b>	<b>\$106,456</b>	<b>\$248,397</b>	<b>\$11,828</b>	<b>\$47,314</b>		<b>\$1,054,154</b>
<b>Total/Total Infrastructure and Additional One Stop Costs</b>	<b>\$1,377,192</b>			<b>\$2,041</b>	<b>\$2,041</b>	<b>\$2,041</b>	<b>\$0</b>	<b>\$0</b>	<b>\$0</b>	<b>\$10,174</b>	<b>\$617,383</b>	<b>\$151,464</b>	<b>\$152,241</b>	<b>\$355,229</b>	<b>\$16,916</b>	<b>\$67,663</b>	<b>\$1,377,192</b>
<b>% to Total/Total</b>				<b>0.15%</b>	<b>0.15%</b>	<b>0.15%</b>	<b>0.00%</b>	<b>0.00%</b>	<b>0.00%</b>	<b>0.74%</b>	<b>44.83%</b>	<b>11.00%</b>	<b>11.05%</b>	<b>25.79%</b>	<b>1.23%</b>	<b>4.91%</b>	<b>100.00%</b>

**Appendix B  
Infrastructure Costs and Additional OS Expense  
Annualized**

Infrastructure Expense	Fl. Walton One Stop	Technology Usage
	Full Center Usage	Access Only
Lease	\$181,950	
Liability-Property Other Insurance	\$10,781	
IT Consulting Contract	\$40,500	\$40,500
IT Technician Portion of Salaries and Benefits 10%	\$4,726	\$4,726
Telephone	\$15,450	
Software and Internet	\$3,528	\$3,528
Utilities	\$26,520	
Facilities Maintenance	\$597	
Equipment Leasing & Maintenance	\$9,618	
Supplies	\$13,319	
Atlas Complete Technology	\$16,049	\$16,049
<b>Total Infrastructure Costs</b>	<b>\$323,038</b>	<b>\$64,803</b>

Additional One Stop Costs	
Career Services Salaries and Benefits	\$666,273
UCT Tax	\$1,778
Temp Services and Background Checks	\$9,069
Record Storage	\$900
Postage	\$1,494
Outreach	\$403
Travel and Professional Development	\$13,916
Participant Expense	\$350,362
Equipment	\$8,047
Fees and Licensing (Atlas Excluded)	\$2,000
<b>Total Additional One Stop Expense</b>	<b>\$1,054,154</b>

**Total/Total Infrastructure and Additional One Stop Costs \$1,377,192**

31.75 FTE in FWB One Stop ( CSOW-DEO VR-SEP-VA Work Studies) (1270 Hours)

MOU's			
	Fair Share	Exchange Value	Balance to CSOW
Voc Rehab with 1 FTE in OS (\$323,038/31.75)	\$10,174		\$10,174
SEP with 1 FTE in OS (\$323,038/31.75)	\$10,174	\$10,174	\$0
SEP PT Workers Contribution (13Hr x 52Wks x \$15.05/Hr = \$10,174)			
	Access Fee	Exchange Value	Balance to CSOW
NWFLSC (Perkins and Literacy Programs)-No FTE in OS (\$64,803/31.75)	\$2,041	\$0	\$2,041
OTC--No FTE in OS (\$64,803/31.75)	\$2,041	\$0	\$2,041
ECTC--No FTE in OS (\$64,803/31.75)	\$2,041	\$0	\$2,041
FI Division of Blind Services-No FTE in OS (\$64,803/31.75)	\$2,041	\$2,041	\$0
FI Division of Blind Services--Services provided to 20 CSOW Referrals @ Average of \$102.05 Per Referral = \$2,041			
Community Services Block Grant (Tri County)--No FTE in OS (\$64,803/31.75)	\$2,041	\$2,041	\$0
Community Services Block Grant (Tri County)--Services provided to 40 CSOW Referrals @ Average of \$51.03 per Referral = \$2,041			

\$16,298

[Log In](#)  
[Forgot Username?](#) [Forgot Password?](#) [Create an Account](#)

ALERT: If you are registering a new entity in SAM.gov, you must provide an original, signed [notarized letter](#) stating that you are the authorized Entity Administrator before your registration will be activated. Read [our FAQs](#) to learn more about this process change.

# Entity Dashboard

- Entity Overview
- Entity Registration
  - Core Data
  - Assertions
  - Reps & Certs
  - POCs
- Exclusions
  - Active Exclusions
  - Inactive Exclusions
  - Excluded Family Members

[RETURN TO SEARCH](#)

## Okaloosa-Walton Jobs And Education Partnersh

109 8TH AVE  
SHALIMAR, FL, 32579-1424,  
UNITED STATES

DUNS: 017329025 CAGE Code: 5FLA4  
Status: Active

Expiration Date: 11/02/2018

Purpose of Registration: Federal Assistance Awards Only

### Entity Overview

#### Entity Registration Summary

**Name:** Okaloosa-Walton Jobs And Education Partnership Inc  
**Doing Business As:** CareerSource Okaloosa Walton  
**Business Type:** Business or Organization  
**Last Updated By:** Art Lee-Drewes  
**Registration Status:** Active  
**Activation Date:** 11/02/2017  
**Expiration Date:** 11/02/2018

#### Exclusion Summary

Active Exclusion Records? No



- Search Records
- Data Access
- Check Status
- About
- Help
- Disclaimers
- Accessibility
- Privacy Policy
- FAPIS.gov
- GSA.gov/IAE
- GSA.gov
- USA.gov

IBM v1.P.12.20180406-1123

WWW7

This is a U.S. General Services Administration Federal Government computer system that is "FOR OFFICIAL USE ONLY." This system is subject to monitoring. Individuals found performing unauthorized activities are subject to disciplinary action including criminal prosecution.



Signature page for the Infrastructure Funding Agreement (Appendix B) to the Workforce Innovation and Opportunity Act (WIOA) Memoranda of Understanding (MOU) dated 9/20/2017, between **CareerSource Okaloosa Walton (CSOW)**, also referred to as **CSOW**; and the **Tri-County Community Council, Inc.**, also referred to as **The Partner**.

**I. TERM FOR INFRASTRUCTURE COSTS**

The Term for this initial Infrastructure Funding Agreement shall commence on January 1, 2018, through June 30, 2018. The Term for subsequent Infrastructure Funding Agreements shall commence on the first day of the Program/Fiscal Year (Currently) July 1 through last day of the Program/Fiscal Year (Currently) June 30. A new Infrastructure Funding Agreement will be developed for each subsequent Program/Fiscal Year.

**II. AGREEMENT/PAYMENTS**


The Partners agree to the infrastructure costs outlined in Appendix B; and to the Term for this Infrastructure Funding Agreement. Payments may be made monthly, quarterly, or annually at the beginning of each agreed upon period as invoiced by CSOW.

**III. SIGNATURES**

IN WITNESS WHEREOF, the Partner and CSOW have caused this Infrastructure Funding Agreement to be duly executed as of the date set forth below.

<b>APPROVED BY:</b> CareerSource Okaloosa/Walton	<b>APPROVED BY PARTNER:</b> Tri-County Community Council, Inc.
By: <u>Michelle Burns</u>	By: <u>Joel Paul, Jr.</u>
Name: <u>Michele Burns</u>	Name: <u>Joel Paul, Jr.</u>
Title: <u>Executive Director</u>	Title: <u>Executive Director</u>
Date: <u>11/20/17</u>	Date: <u>11/21/2017</u>


**APPROVED BY:**  
Chief Elected Official for Okaloosa and Walton Counties

By: 

Name: Graham W. Fountain

Title: Chairman, Board of County Commissioners

Date: 4/12/18



**Appendix A  
One Stop Budget with All Partners  
Annualized**

Ft. Walton One Stop			NWFLSC	OTC	ECTC	Fl Div Blind	Tri County	YR	SEP	WIOA	WTP	Wagner Peysner	Veteran's	RA/UC	SNAP	Total	
Full Center Usage One Stop FTE % to Total FTE	Technology Usage Access Only							1.00 3%	1.00 3%	8.75 28%	3.50 11%	4.50 14%	10.50 33%	0.5 2%	2 6%		
<b>Infrastructure Expense</b>																	
Lease	\$181,950							\$5,731	\$5,731	\$30,144	\$20,057	\$25,788	\$60,172	\$2,065	\$11,461		\$181,950
Liability/Property/Other Insurance	\$10,781							\$340	\$340	\$2,971	\$1,188	\$1,538	\$3,365	\$170	\$679		\$10,781
IT Consulting Contract	\$40,500	\$40,500	\$1,276	\$1,276	\$1,276	\$1,276	\$1,276	\$1,276	\$1,276	\$4,781	\$4,465	\$5,740	\$13,394	\$638	\$2,551		\$40,498
IT Technician Portion of Salaries and Benefits 10%	\$4,726	\$4,726	\$149	\$149	\$149	\$149	\$149	\$149	\$149	\$557	\$321	\$670	\$1,563	\$74	\$298		\$4,725
Telephone	\$13,430							\$487	\$487	\$4,258	\$1,703	\$2,190	\$5,109	\$243	\$973		\$13,450
Software and Internet	\$3,538	\$3,538	\$111	\$111	\$111	\$111	\$111	\$111	\$111	\$417	\$389	\$500	\$1,167	\$56	\$222		\$3,529
Utilities	\$26,520							\$835	\$835	\$7,309	\$2,923	\$3,759	\$8,770	\$418	\$1,671		\$26,520
Facilities Maintenance	\$597							\$19	\$19	\$163	\$66	\$85	\$197	\$9	\$38		\$597
Equipment Leasing & Maintenance	\$0,618							\$303	\$303	\$2,651	\$1,060	\$1,363	\$3,181	\$151	\$606		\$9,618
Supplies	\$13,319							\$419	\$419	\$3,671	\$1,468	\$1,888	\$4,405	\$210	\$839		\$13,319
Atlas Complete Technology	\$16,049	\$16,049	\$505	\$505	\$505	\$505	\$505	\$505	\$505	\$1,898	\$1,769	\$2,273	\$5,508	\$253	\$1,011		\$16,051
<b>Total Infrastructure Costs</b>	<b>\$323,038</b>	<b>\$64,803</b>	<b>\$2,041</b>	<b>\$2,041</b>	<b>\$2,041</b>	<b>\$2,041</b>	<b>\$2,041</b>	<b>\$10,174</b>	<b>\$10,174</b>	<b>\$78,821</b>	<b>\$35,610</b>	<b>\$45,785</b>	<b>\$106,831</b>	<b>\$5,087</b>	<b>\$20,349</b>		<b>\$323,038</b>
Exchange Value										\$14,256							\$14,256
Fair Share			\$2,041	\$2,041	\$2,041	\$0	\$0	\$10,174	\$0	\$93,077	\$35,610	\$45,785	\$106,831	\$5,087	\$20,349		\$323,038
<b>Additional One Stop Costs</b>								<b>0.00</b>	<b>0.00</b>	<b>8.75</b>	<b>3.50</b>	<b>4.50</b>	<b>10.50</b>	<b>0.5</b>	<b>2</b>		<b>29.75</b>
Career Services Salaries and Benefits	\$666,273									\$192,963	\$78,383	\$100,781	\$235,155	\$11,198	\$44,291		\$666,273
UCT Tax	\$1,778									\$523	\$209	\$269	\$628	\$30	\$120		\$1,778
Temp Services and Background Checks	\$9,069									\$2,657	\$1,067	\$1,372	\$3,201	\$152	\$610		\$9,069
Record Storage	\$900									\$265	\$106	\$136	\$318	\$15	\$61		\$900
Postage	\$1,404									\$413	\$165	\$212	\$496	\$24	\$94		\$1,404
Outreach	\$405									\$119	\$48	\$61	\$143	\$7	\$27		\$405
Travel and Professional Development	\$13,916									\$4,093	\$1,637	\$2,103	\$4,912	\$234	\$936		\$13,916
Participant Expense	\$350,362									\$317,308	\$33,054	\$0	\$0	\$0	\$0		\$350,362
Equipment	\$8,047									\$2,367	\$947	\$1,217	\$2,840	\$135	\$541		\$8,047
Fees and Licensing (Atlas Excluded)	\$2,000									\$988	\$235	\$303	\$706	\$34	\$134		\$2,000
<b>Total Additional One Stop Expense</b>	<b>\$1,054,154</b>		<b>\$0</b>	<b>\$0</b>	<b>\$0</b>	<b>\$0</b>	<b>\$0</b>	<b>\$0</b>	<b>\$0</b>	<b>\$524,306</b>	<b>\$115,853</b>	<b>\$106,456</b>	<b>\$248,297</b>	<b>\$11,828</b>	<b>\$47,314</b>		<b>\$1,054,154</b>
<b>Total/Total Infrastructure and Additional One Stop Costs</b>	<b>\$1,377,192</b>		<b>\$2,041</b>	<b>\$2,041</b>	<b>\$2,041</b>	<b>\$0</b>	<b>\$0</b>	<b>\$10,174</b>	<b>\$0</b>	<b>\$617,383</b>	<b>\$151,464</b>	<b>\$152,241</b>	<b>\$355,229</b>	<b>\$16,916</b>	<b>\$67,663</b>		<b>\$1,377,192</b>
<b>% to Total/Total</b>			<b>0.15%</b>	<b>0.15%</b>	<b>0.15%</b>	<b>0.00%</b>	<b>0.00%</b>	<b>0.74%</b>	<b>0.00%</b>	<b>44.83%</b>	<b>11.00%</b>	<b>11.05%</b>	<b>25.79%</b>	<b>1.23%</b>	<b>4.91%</b>		<b>100.00%</b>

**Appendix B  
Infrastructure Costs and Additional OS Expense  
Annualized**

Infrastructure Expense	Ft. Walton One Stop	Technology Usage
	Full Center Usage	Access Only
Lease	\$181,950	
Liability/Property/Other Insurance	\$10,781	
IT Consulting Contract	\$40,500	\$40,500
IT Technician Portion of Salaries and Benefits 10%	\$4,726	\$4,726
Telephone	\$15,450	
Software and Internet	\$3,528	\$3,528
Utilities	\$26,520	
Facilities Maintenance	\$307	
Equipment Leasing & Maintenance	\$9,618	
Supplies	\$13,319	
Atlas Complete Technology	\$16,049	\$16,049
<b>Total Infrastructure Costs</b>	<b>\$323,038</b>	<b>\$64,803</b>
<b>Additional One Stop Costs</b>		
Career Services Salaries and Benefits	\$606,273	
UCT Tax	\$1,778	
Temp Services and Background Checks	\$9,069	
Record Storage	\$900	
Postage	\$1,404	
Outreach	\$405	
Travel and Professional Development	\$13,916	
Participant Expense	\$330,362	
Equipment	\$8,047	
Fees and Licensing (Atlas Excluded)	\$2,000	
<b>Total Additional One Stop Expense</b>	<b>\$1,054,154</b>	
<b>Total/Total Infrastructure and Additional One Stop Costs</b>	<b>\$1,377,192</b>	

31.75 FTE in FWB One Stop ( CSOW-DEO/VR-SEP/VA Work Studies) (1270 Hours)

MOU's			
	Fair Share	Exchange Value	Balance to CSOW
Voc Rehab with 1 FTE in OS (\$323,038/31.75)	\$10,174		\$10,174
SEP with 1 FTE in OS (\$323,038/31.75)	\$10,174	\$10,174	\$0
SEP PT Workers Contribution (13Hr x 52Wks x \$15.05/Hr = \$10,174)			
	Access Fee	Exchange Value	Balance to CSOW
NWFLSC (Perkins and Literacy Programs)-No FTE in OS (\$64,803/31.75)	\$2,041	\$0	\$2,041
OTC--No FTE in OS (\$64,803/31.75)	\$2,041	\$0	\$2,041
ECTC--No FTE in OS (\$64,803/31.75)	\$2,041	\$0	\$2,041
FI Division of Blind Services-No FTE in OS (\$64,803/31.75)	\$2,041	\$2,041	\$0
FI Division of Blind Services--Services provided to 20 CSOW Referrals @ Average of \$102.05 Per Referral = \$2,041			
Community Services Block Grant (Tri County)--No FTE in OS (\$64,803/31.75)	\$2,041	\$2,041	\$0
Community Services Block Grant (Tri County)--Services provided to 40 CSOW Referrals @ Average of \$51.03 per Referral = \$2,041			
			\$16,298

Signature page for the Infrastructure Funding Agreement (Appendix B) to the Workforce Innovation and Opportunity Act (WIOA) Memoranda of Understanding (MOU) dated 9/20/2017, between **CareerSource Okaloosa Walton (CSOW)**, also referred to as **CSOW**; and the **Okaloosa Technical College (OTC)**, also referred to as **The Partner**.

**I. TERM FOR INFRASTRUCTURE COSTS**

The Term for this initial Infrastructure Funding Agreement shall commence on January 1, 2018, through June 30, 2018. The Term for subsequent Infrastructure Funding Agreements shall commence on the first day of the Program/Fiscal Year (Currently) July 1 through last day of the Program/Fiscal Year (Currently) June 30. A new Infrastructure Funding Agreement will be developed for each subsequent Program/Fiscal Year.

**II. AGREEMENT/PAYMENTS**


The Partners agree to the infrastructure costs outlined in Appendix B; and to the Term for this Infrastructure Funding Agreement. Payments may be made monthly, quarterly, or annually at the beginning of each agreed upon period as invoiced by CSOW.

**III. SIGNATURES**

IN WITNESS WHEREOF, the Partner and CSOW have caused this Infrastructure Funding Agreement to be duly executed as of the date set forth below.

<b>APPROVED BY:</b> CareerSource Okaloosa/Walton	<b>APPROVED BY PARTNER:</b> Okaloosa Technical College
By: <u>Michelle Burns</u>	By: <u>Jerry Sanson</u>
Name: <u>Michele Burns</u>	Name: <u>Jerry Sanson</u>
Title: <u>Executive Director</u>	Title: <u>Director</u>
Date: <u>11/13/17</u>	Date: <u>11-27-17</u>


**APPROVED BY:**  
Chief Elected Official for Okaloosa and Walton Counties

By: 

Name: Graham W. Fountain

Title: Chairman, Board of County Commissioners

Date: 4/17/18



**Appendix A  
One Stop Budget with All Partners  
Annualized**

**Ft. Walton One Stop**

	Ft. Walton One Stop		NWFLSC	OTC	ECTC	FDiv Blind	Tri County	VR 1.00 3%	SEP 1.00 3%	WIOA 8.75 28%	WTP 3.50 11%	Wagner Peyser 4.50 14%	Veteran's 10.50 33%	RA/UC 0.5 2%	SNAP 2 6%	Total	
	Fall Center Usage One Stop FTE % to Total FTE	Technology Usage Access Only															
<b>Infrastructure Expense</b>																	
Lease	\$181,950							\$5,731	\$5,731	\$50,144	\$20,057	\$25,788	\$60,172	\$2,865	\$11,461		\$181,950
Liability/Property/Other Insurance	\$10,781						\$340	\$340	\$2,971	\$1,188	\$1,528	\$3,565	\$170	\$679			\$10,781
IT Consulting Contract	\$40,500	\$40,500	\$1,276	\$1,276	\$1,276	\$1,276	\$1,276	\$1,276	\$4,781	\$4,465	\$5,740	\$13,394	\$638	\$2,551			\$40,498
IT Technician Portion of Salaries and Benefits 10%	\$4,726	\$4,726	\$149	\$149	\$149	\$149	\$149	\$149	\$557	\$521	\$670	\$1,563	\$74	\$298			\$4,725
Telephone	\$15,450						\$487	\$487	\$4,258	\$1,703	\$2,190	\$5,109	\$243	\$973			\$15,450
Software and Internet	\$3,528	\$3,528	\$111	\$111	\$111	\$111	\$111	\$111	\$417	\$389	\$500	\$1,167	\$56	\$222			\$3,529
Utilities	\$26,520						\$835	\$835	\$7,309	\$2,923	\$3,759	\$8,770	\$418	\$1,671			\$26,520
Facilities Maintenance	\$597						\$19	\$19	\$165	\$66	\$85	\$197	\$9	\$38			\$597
Equipment Leasing & Maintenance	\$9,618						\$303	\$303	\$2,651	\$1,060	\$1,363	\$3,181	\$151	\$605			\$9,618
Supplies	\$13,319						\$419	\$419	\$3,671	\$1,468	\$1,888	\$4,403	\$210	\$839			\$13,319
Atlas Complete Technology	\$16,049	\$16,049	\$505	\$505	\$505	\$505	\$505	\$505	\$1,898	\$1,769	\$2,273	\$5,308	\$253	\$1,011			\$16,051
<b>Total Infrastructure Costs</b>	<b>\$323,038</b>	<b>\$64,803</b>	<b>\$2,041</b>	<b>\$2,041</b>	<b>\$2,041</b>	<b>\$2,041</b>	<b>\$2,041</b>	<b>\$2,041</b>	<b>\$10,174</b>	<b>\$10,174</b>	<b>\$78,821</b>	<b>\$35,610</b>	<b>\$45,785</b>	<b>\$106,831</b>	<b>\$5,087</b>	<b>\$20,349</b>	<b>\$323,038</b>
Exchange Value																	
Fair Share			\$2,041	\$2,041	\$2,041	\$0	\$0	\$10,174	\$0	\$14,256	\$93,077	\$35,610	\$45,785	\$106,831	\$5,087	\$20,349	\$323,038
<b>Additional One Stop Costs</b>																	
Career Services Salaries and Benefits	\$666,273							0.00	0.00	\$195,963	\$78,383	\$100,781	\$235,153	\$11,198	\$44,791		\$666,273
UCT Tax	\$1,778									\$73	\$209	\$269	\$628	\$30	\$120		\$1,778
Temp Services and Background Checks	\$9,069									\$2,667	\$1,067	\$1,372	\$3,201	\$152	\$610		\$9,069
Record Storage	\$900									\$265	\$106	\$136	\$318	\$15	\$61		\$900
Postage	\$1,404									\$413	\$165	\$212	\$496	\$24	\$94		\$1,404
Outreach	\$405									\$119	\$48	\$61	\$143	\$7	\$27		\$405
Travel and Professional Development	\$13,916									\$4,093	\$1,637	\$2,105	\$4,912	\$234	\$936		\$13,916
Participant Expense	\$350,362									\$317,308	\$33,054	\$0	\$0	\$0	\$0		\$350,362
Equipment	\$8,047									\$2,367	\$947	\$1,217	\$2,840	\$135	\$541		\$8,047
Fees and Licensing (Atlas Excluded)	\$2,000									\$588	\$235	\$303	\$706	\$34	\$134		\$2,000
<b>Total Additional One Stop Expense</b>	<b>\$1,054,154</b>		<b>\$0</b>	<b>\$0</b>	<b>\$0</b>	<b>\$0</b>	<b>\$0</b>	<b>\$0</b>	<b>\$0</b>	<b>\$524,306</b>	<b>\$115,853</b>	<b>\$106,456</b>	<b>\$248,397</b>	<b>\$11,828</b>	<b>\$47,314</b>		<b>\$1,054,154</b>
<b>Total/Total Infrastructure and Additional One Stop Costs</b>	<b>\$1,377,192</b>		<b>\$2,041</b>	<b>\$2,041</b>	<b>\$2,041</b>	<b>\$0</b>	<b>\$0</b>	<b>\$10,174</b>	<b>\$0</b>	<b>\$617,383</b>	<b>\$151,464</b>	<b>\$152,241</b>	<b>\$355,239</b>	<b>\$16,916</b>	<b>\$67,663</b>		<b>\$1,377,192</b>
<b>% to Total/Total</b>			<b>0.15%</b>	<b>0.15%</b>	<b>0.15%</b>	<b>0.00%</b>	<b>0.00%</b>	<b>0.74%</b>	<b>0.00%</b>	<b>44.83%</b>	<b>11.00%</b>	<b>11.05%</b>	<b>25.79%</b>	<b>1.23%</b>	<b>4.91%</b>		<b>100.00%</b>

**Appendix B  
Infrastructure Costs and Additional OS Expense  
Annualized**

	Ft. Walton One Stop	Technology Usage
	Full Center Usage	Access Only
<b>Infrastructure Expense</b>		
Lease	\$181,980	
Liability/Property/Other Insurance	\$16,781	
IT Consulting Contract	\$40,500	\$40,500
IT Technician Portion of Salaries and Benefits 10%	\$4,726	\$4,726
Telephone	\$13,450	
Software and Internet	\$3,528	\$3,528
Utilities	\$26,520	
Facilities Maintenance	\$597	
Equipment Leasing & Maintenance	\$9,618	
Supplies	\$13,319	
Atlas Complete Technology	\$16,049	\$16,049
<b>Total Infrastructure Costs</b>	<b>\$323,038</b>	<b>\$64,803</b>
<b>Additional One Stop Costs</b>		
Career Services Salaries and Benefits	\$666,273	
UCT Tax	\$1,776	
Temp Services and Background Checks	\$9,069	
Record Storage	\$900	
Postage	\$1,404	
Outreach	\$403	
Travel and Professional Development	\$13,916	
Participant Expense	\$150,362	
Equipment	\$3,047	
Fees and Licensing (Atlas Excluded)	\$2,000	
<b>Total Additional One Stop Expense</b>	<b>\$1,054,154</b>	
<b>Total/Total Infrastructure and Additional One Stop Costs</b>	<b>\$1,377,192</b>	

31.75 FTE in FWB One Stop ( CSOW/DEO/VR/SEP/VA Work Studies) (1270 Hours)

<b>MOU's</b>			
	Fair Share	Exchange Value	Balance to CSOW
Voc Rehab with 1 FTE in OS (\$323,038/31.75)	\$10,174		\$10,174
SEP with 1 FTE in OS (\$323,038/31.75)	\$10,174	\$10,174	\$0
SEP PT Workers Contribution (13Hr x 52Wks x \$15.05/Hr = \$10,174)			
	Access Fee	Exchange Value	Balance to CSOW
NWFLSC (Perkins and Literacy Programs)-No FTE in OS (\$64,803/31.75)	\$2,041	\$0	\$2,041
OTC--No FTE in OS (\$64,803/31.75)	\$2,041	\$0	\$2,041
ECTC--No FTE in OS (\$64,803/31.75)	\$2,041	\$0	\$2,041
FI Division of Blind Services-No FTE in OS (\$64,803/31.75)	\$2,041	\$2,041	\$0
FI Division of Blind Services--Services provided to 20 CSOW Referrals @ Average of \$102.05 Per Referral = \$2,041			
Community Services Block Grant (Tri County)--No FTE in OS (\$64,803/31.75)	\$2,041	\$2,041	\$0
Community Services Block Grant (Tri County)--Services provided to 40 CSOW Referrals @ Average of \$51.03 per Referral = \$2,041			
			\$16,298

MOU\_IFA – CareerSource Okaloosa Walton and The National Caucus and Center on Black Aged, Inc.

Signature page for the Infrastructure Funding Agreement (Appendix B) to the Workforce Innovation and Opportunity Act (WIOA) Memoranda of Understanding (MOU), dated 9/18/2017, between CareerSource Okaloosa Walton (CSOW), also referred to as CSOW; and The National Caucus and Center on Black Aged (NCCBA), Inc., also referred to as The Partner.

**I. TERM FOR INFRASTRUCTURE COSTS**

The Term for this initial Infrastructure Funding Agreement shall commence on January 1, 2018, through June 30, 2018. The Term for subsequent Infrastructure Funding Agreements shall commence on the first day of the Program/Fiscal Year (Currently) July 1 through last day of the Program/Fiscal Year (Currently) June 30. A new Infrastructure Funding Agreement will be developed for each subsequent Program/Fiscal Year.

**II. AGREEMENT/PAYMENTS**


The Partners agree to the infrastructure costs outlined in Appendix B; and to the Term for this Infrastructure Funding Agreement. Payments may be made monthly, quarterly, or annually at the beginning of each agreed upon period as invoiced by CSOW.

**III. SIGNATURES**

IN WITNESS WHEREOF, the Partner and CSOW have caused this Infrastructure Funding Agreement to be duly executed as of the date set forth below.

<b>APPROVED BY:</b> CareerSource Okaloosa/Walton	<b>APPROVED BY PARTNER:</b> The National Caucus and Center on Aged, Inc.
By: <u>Michele Burns</u>	By: <u>Pauline Mills</u>
Name: <u>Michele Burns</u>	Name: <u>Pauline Mills</u>
Title: <u>Executive Director</u>	Title: <u>Program Coordinator</u>
Date: <u>11/20/17</u>	Date: <u>11/20/17</u>


**APPROVED BY:**  
Chief Elected Official for Okaloosa and Walton Counties

By: 

Name: Graham W. Fountain

Title: Chairman, Board of County Commissioners

Date: 4/17/18



**Appendix A  
One Stop Budget with All Partners  
Annualized**

**Ft. Walton One Stop**

	Full Center Usage One Stop FTE % to Total FTE	Technology Usage Access Only	NWFLSC	OTC	ECTC	Fl Div Blind	Tri County	VR 1.00 3%	SFP 1.00 3%	WIOA 8.75 28%	WTP 3.50 11%	Wagner Peyser 4.50 14%	Veteran's 10.50 33%	RA/UC 0.5 2%	SNAP 2 6%	Total		
<b>Infrastructure Expense</b>																		
Lease	\$181,950							\$5,731	\$5,731	\$50,144	\$20,057	\$25,788	\$60,172	\$2,865	\$11,461		\$181,950	
Liability/Property/Other Insurance	\$10,781							\$340	\$340	\$2,971	\$1,188	\$1,528	\$3,363	\$170	\$679		\$10,781	
IT Consulting Contract	\$40,500	\$40,500	\$1,276	\$1,276	\$1,276	\$1,276	\$1,276	\$1,276	\$4,781	\$4,465	\$5,740	\$13,394	\$638	\$2,551		\$48,498		
IT Technician Portion of Salaries and Benefits 10%	\$4,726	\$4,726	\$149	\$149	\$149	\$149	\$149	\$149	\$557	\$321	\$670	\$1,563	\$74	\$298		\$4,725		
Telephone	\$15,450							\$487	\$487	\$4,258	\$1,703	\$2,190	\$5,109	\$243	\$973		\$15,450	
Software and Internet	\$3,528	\$3,528	\$111	\$111	\$111	\$111	\$111	\$111	\$417	\$389	\$500	\$1,167	\$56	\$222		\$3,529		
Utilities	\$26,524							\$835	\$835	\$7,309	\$2,923	\$3,759	\$8,770	\$418	\$1,671		\$26,520	
Facilities Maintenance	\$597							\$19	\$19	\$165	\$66	\$83	\$197	\$9	\$38		\$597	
Equipment Leasing & Maintenance	\$9,618							\$303	\$303	\$2,651	\$1,060	\$1,363	\$3,181	\$151	\$606		\$9,618	
Supplies	\$13,319							\$419	\$419	\$3,671	\$1,468	\$1,888	\$4,405	\$210	\$839		\$13,319	
Atlas Complete Technology	\$16,049	\$16,049	\$505	\$505	\$505	\$505	\$505	\$505	\$1,898	\$1,769	\$2,273	\$5,308	\$253	\$1,011		\$16,051		
<b>Total Infrastructure Costs</b>	<b>\$323,838</b>	<b>\$64,803</b>	<b>\$2,041</b>	<b>\$2,041</b>	<b>\$2,041</b>	<b>\$2,041</b>	<b>\$2,041</b>	<b>\$2,041</b>	<b>\$10,174</b>	<b>\$10,174</b>	<b>\$78,821</b>	<b>\$35,610</b>	<b>\$45,785</b>	<b>\$106,831</b>	<b>\$5,087</b>	<b>\$20,349</b>	<b>\$323,838</b>	
Exchange Value																		
Fair Share			\$2,041	\$2,041	\$2,041	\$0	\$0	\$10,174	\$0	\$14,256	\$93,077	\$35,610	\$45,785	\$106,831	\$5,087	\$20,349	\$14,256	\$333,038
<b>Additional One Stop Costs</b>																		
Career Services Salaries and Benefits	\$666,273							0.00	0.00	\$195,963	\$78,385	\$100,781	\$235,153	\$11,198	\$44,791		\$666,273	
UCT Tax	\$1,778									\$573	\$209	\$269	\$628	\$30	\$120		\$1,778	
Temp Services and Background Checks	\$9,069									\$2,667	\$1,067	\$1,372	\$3,201	\$152	\$610		\$9,069	
Record Storage	\$906									\$265	\$106	\$136	\$318	\$15	\$61		\$906	
Postage	\$1,404									\$413	\$165	\$212	\$496	\$24	\$94		\$1,404	
Outreach	\$405									\$119	\$48	\$61	\$143	\$7	\$27		\$405	
Travel and Professional Development	\$13,916									\$4,093	\$1,637	\$2,105	\$4,912	\$234	\$936		\$13,916	
Participant Expense	\$350,362									\$317,308	\$33,054	\$0	\$0	\$0	\$0		\$350,362	
Equipment	\$8,047									\$2,367	\$947	\$1,217	\$2,840	\$135	\$541		\$8,047	
Fees and Licensing (Atlas Excluded)	\$2,000									\$588	\$235	\$303	\$706	\$34	\$134		\$2,000	
<b>Total Additional One Stop Expense</b>	<b>\$1,054,154</b>		<b>\$0</b>	<b>\$0</b>	<b>\$0</b>	<b>\$0</b>	<b>\$0</b>	<b>\$0</b>	<b>\$0</b>	<b>\$524,306</b>	<b>\$115,853</b>	<b>\$106,456</b>	<b>\$248,397</b>	<b>\$11,828</b>	<b>\$47,314</b>		<b>\$1,054,154</b>	
<b>Total/Total Infrastructure and Additional One Stop Costs</b>	<b>\$1,377,192</b>		<b>\$2,041</b>	<b>\$2,041</b>	<b>\$2,041</b>	<b>\$0</b>	<b>\$0</b>	<b>\$10,174</b>	<b>\$0</b>	<b>\$617,383</b>	<b>\$131,464</b>	<b>\$152,241</b>	<b>\$355,229</b>	<b>\$16,916</b>	<b>\$67,663</b>		<b>\$1,377,192</b>	
<b>% to Total/Total</b>			<b>0.15%</b>	<b>0.15%</b>	<b>0.15%</b>	<b>0.00%</b>	<b>0.00%</b>	<b>0.74%</b>	<b>0.00%</b>	<b>44.83%</b>	<b>11.06%</b>	<b>11.05%</b>	<b>28.79%</b>	<b>1.23%</b>	<b>4.91%</b>		<b>100.00%</b>	



**Appendix B  
Infrastructure Costs and Additional OS Expense  
Annualized**

Infrastructure Expense	Fl. Walton One Stop	Technology Usage
	Full Center Usage	Access Only
Lease	\$181,950	
Liability/Property/Other Insurance	\$10,781	
IT Consulting Contract	\$40,500	\$40,500
IT Technician Portion of Salaries and Benefits 10%	\$4,726	\$4,726
Telephone	\$15,450	
Software and Internet	\$3,528	\$3,528
Utilities	\$26,520	
Facilities Maintenance	\$597	
Equipment Leasing & Maintenance	\$9,618	
Supplies	\$13,319	
Atlas Complete Technology	\$16,049	\$16,049
<b>Total Infrastructure Costs</b>	<b>\$323,038</b>	<b>\$64,803</b>

Additional One Stop Costs	
Career Services Salaries and Benefits	\$66,273
UCT Tax	\$1,778
Temp Services and Background Checks	\$9,069
Record Storage	\$900
Postage	\$1,404
Outreach	\$405
Travel and Professional Development	\$13,916
Participant Expense	\$336,362
Equipment	\$8,047
Fees and Licensing (Atlas Excluded)	\$2,000
<b>Total Additional One Stop Expense</b>	<b>\$1,054,154</b>
<b>Total/Total Infrastructure and Additional One Stop Costs</b>	<b>\$1,377,192</b>

11.75 FTE in FWB One Stop ( CSOW-DEO-VR:SEP/VA Work Studies) (1270 Hours)

MOU's	Fair Share	Exchange Value	Balance to CSOW
Voc Rehab with 1 FTE in OS (\$323,038/31.75)	\$10,174		\$10,174
SEP with 1 FTE in OS (\$323,038/31.75)	\$10,174	\$10,174	\$0
SEP PT Workers Contribution (13Hr x 52Wks x \$15.05/Hr = \$10,174)			
	Access Fee	Exchange Value	Balance to CSOW
NWFLSC (Perkins and Literacy Programs)-No FTE in OS (\$64,803/31.75)	\$2,041	\$0	\$2,041
OTC--No FTE in OS (\$64,803/31.75)	\$2,041	\$0	\$2,041
ECTC--No FTE in OS (\$64,803/31.75)	\$2,041	\$0	\$2,041
FI Division of Blind Services-No FTE in OS (\$64,803/31.75)	\$2,041	\$2,041	\$0
FI Division of Blind Services--Services provided to 20 CSOW Referrals @ Average of \$102.05 Per Referral = \$2,041			
Community Services Block Grant (Tri County)--No FTE in OS (\$64,803/31.75)	\$2,041	\$2,041	\$0
Community Services Block Grant (Tri County)--Services provided to 40 CSOW Referrals @ Average of \$51.03 per Referral = \$2,041			

\$16,298

Signature page for the Infrastructure Funding Agreement (Appendix B) to the Workforce Innovation and Opportunity Act (WIOA) Memoranda of Understanding (MOU), dated 9/18/2017, between **CareerSource Okaloosa Walton (CSOW)**, also referred to as **CSOW**; and the **Florida Division of Blind Services (DBS)**, also referred to as **The Partner**.

**I. TERM FOR INFRASTRUCTURE COSTS**

The Term for this initial Infrastructure Funding Agreement shall commence on January 1, 2018, through June 30, 2018, or the date last executed by both parties, whichever is later. The Term for subsequent Infrastructure Funding Agreements shall commence on the first day of the Program/Fiscal Year (Currently) July 1 through last day of the Program/Fiscal Year (Currently) June 30. A new Infrastructure Funding Agreement will be developed for each subsequent Program/Fiscal Year.

**II. AGREEMENT/PAYMENTS**

The Partners agree to the infrastructure costs outlined in Appendix B; and to the Term for this Infrastructure Funding Agreement. Payments may be made monthly, quarterly, or annually at the beginning of each agreed upon period as invoiced by CSOW.

**Remainder of this page left intentionally blank.**

V. SIGNATURES

IN WITNESS WHEREOF, the Partner and CSOW have caused this Infrastructure Funding Agreement to be duly executed as of the date set forth below.

APPROVED BY:  
CareerSource Okaloosa/Walton

APPROVED BY PARTNER:  
Florida Division of Blind Services

By: Michele Burns

By: Pam Stewart

Name: Michele Burns

Name: Pam Stewart


Title: Executive Director

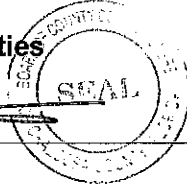
Title: Commissioner of Education

Date: 4/16/18

Date: 2/1/18

APPROVED BY:  
Chief Elected Official for Okaloosa and Walton Counties

By: 



Name: Graham W. Fountain

Title: Chairman, Board of County Commissioners

Date: 4/17/19

**Appendix A  
One Stop Budget with All Partners  
Annualized**

**Fl. Walton One Stop**

	Full Center Usage One Stop FTE % to Total FTE	Technology Usage Access Only	NWFLSC	OTC	ECTC	Fl Dir Blind	Tri County	VR 1.00 1%	SEP 1.00 1%	WIOA 8.75 28%	WTP 3.50 11%	Wagner Peyser 4.50 14%	Veteran's 10.50 33%	RA/UC 0.5 2%	SNAP 2 6%	Total
<b>Infrastructure Expense</b>																
Lease	\$181,930							\$5,731	\$5,731	\$30,144	\$20,057	\$25,788	\$60,177	\$2,865	\$11,461	\$181,930
Liability/Property/Other Insurance	\$10,781							\$340	\$340	\$2,971	\$1,188	\$1,528	\$3,565	\$170	\$679	\$10,781
IT Consulting Contract	\$40,500	\$40,500	\$1,276	\$1,276	\$1,276	\$1,276	\$1,276	\$1,276	\$1,276	\$4,781	\$4,465	\$5,740	\$13,394	\$638	\$2,551	\$40,498
IT Technician Portion of Salaries and Benefits 10%	\$4,726	\$4,726	\$149	\$149	\$149	\$149	\$149	\$149	\$149	\$557	\$521	\$670	\$1,563	\$74	\$298	\$4,725
Telephone	\$15,450							\$487	\$487	\$4,258	\$1,703	\$2,190	\$5,109	\$243	\$973	\$15,450
Software and Internet	\$3,528	\$3,528	\$111	\$111	\$111	\$111	\$111	\$111	\$111	\$417	\$389	\$500	\$1,167	\$56	\$222	\$3,529
Utilities	\$26,520							\$835	\$835	\$7,309	\$2,923	\$3,759	\$8,770	\$418	\$1,671	\$26,520
Facilities Maintenance	\$597							\$19	\$19	\$165	\$66	\$83	\$197	\$9	\$38	\$597
Equipment Leasing & Maintenance	\$9,618							\$303	\$303	\$2,651	\$1,060	\$1,363	\$3,181	\$151	\$506	\$9,618
Supplies	\$13,319							\$419	\$419	\$3,671	\$1,468	\$1,888	\$4,405	\$210	\$839	\$13,319
Atlas Complete Technology	\$16,049	\$16,049	\$505	\$505	\$505	\$505	\$505	\$505	\$505	\$1,898	\$1,769	\$2,273	\$3,308	\$253	\$1,011	\$16,051
<b>Total Infrastructure Costs</b>	<b>\$323,038</b>	<b>\$64,803</b>	<b>\$2,041</b>	<b>\$2,041</b>	<b>\$2,041</b>	<b>\$2,041</b>	<b>\$2,041</b>	<b>\$10,174</b>	<b>\$10,174</b>	<b>\$78,821</b>	<b>\$35,610</b>	<b>\$45,785</b>	<b>\$106,831</b>	<b>\$5,087</b>	<b>\$20,349</b>	<b>\$323,038</b>
Exchange Value										\$14,256	\$93,077	\$35,610	\$45,785	\$106,831	\$5,087	\$20,349
<b>Fair Share</b>			<b>\$2,041</b>	<b>\$2,041</b>	<b>\$2,041</b>	<b>\$0</b>	<b>\$0</b>	<b>\$10,174</b>	<b>\$0</b>							<b>\$323,038</b>
<b>Additional One Stop Costs</b>																
Career Services Salaries and Benefits	\$66,273							0.00	0.00	\$195,063	\$78,385	\$100,781	\$235,153	\$11,198	\$44,791	\$666,273
UCT Tax	\$1,778									\$723	\$298	\$269	\$628	\$30	\$120	\$1,778
Temp Services and Background Checks	\$9,069									\$1,667	\$1,067	\$1,372	\$3,201	\$152	\$510	\$9,069
Record Storage	\$900									\$265	\$106	\$136	\$318	\$15	\$61	\$900
Postage	\$1,404									\$413	\$165	\$212	\$496	\$24	\$94	\$1,404
Outreach	\$405									\$119	\$48	\$61	\$145	\$7	\$27	\$405
Travel and Professional Development	\$13,916									\$4,093	\$1,637	\$2,105	\$4,912	\$234	\$936	\$13,916
Participant Expense	\$350,362									\$317,308	\$33,054	\$0	\$0	\$0	\$0	\$350,362
Equipment	\$8,047									\$2,367	\$947	\$1,217	\$2,840	\$135	\$541	\$8,047
Fees and Licensing (Atlas Excluded)	\$2,000									\$588	\$235	\$303	\$706	\$34	\$134	\$2,000
<b>Total Additional One Stop Expense</b>	<b>\$1,054,154</b>		<b>\$0</b>	<b>\$0</b>	<b>\$0</b>	<b>\$0</b>	<b>\$0</b>	<b>\$0</b>	<b>\$0</b>	<b>\$524,306</b>	<b>\$115,853</b>	<b>\$106,456</b>	<b>\$248,397</b>	<b>\$11,828</b>	<b>\$47,314</b>	<b>\$1,054,154</b>
<b>Total/Total Infrastructure and Additional One Stop Costs</b>	<b>\$1,377,192</b>		<b>\$2,041</b>	<b>\$2,041</b>	<b>\$2,041</b>	<b>\$0</b>	<b>\$0</b>	<b>\$10,174</b>	<b>\$0</b>	<b>\$617,383</b>	<b>\$151,464</b>	<b>\$152,241</b>	<b>\$355,229</b>	<b>\$16,916</b>	<b>\$67,663</b>	<b>\$1,377,192</b>
<b>% to Total/Total</b>			<b>0.15%</b>	<b>0.15%</b>	<b>0.15%</b>	<b>0.00%</b>	<b>0.00%</b>	<b>0.74%</b>	<b>0.00%</b>	<b>44.83%</b>	<b>11.00%</b>	<b>11.05%</b>	<b>25.79%</b>	<b>1.23%</b>	<b>4.91%</b>	<b>100.00%</b>

**Appendix B  
Infrastructure Costs and Additional OS Expense  
Annualized**

Infrastructure Expense	FL. Walton One Stop	Technology Usage
	Full Center Usage	Access Only
Lease	\$181,950	
Liability-Property-Other Insurance	\$10,781	
IT Consulting Contract	\$40,500	\$40,500
IT Technician Portion of Salaries and Benefits 10%	\$4,726	\$4,726
Telephone	\$15,450	
Software and Internet	\$3,528	\$3,528
Utilities	\$26,520	
Facilities Maintenance	\$597	
Equipment Leasing & Maintenance	\$9,618	
Supplies	\$13,319	
Atlas Complete Technology	\$16,049	\$16,049
<b>Total Infrastructure Costs</b>	<b>\$323,038</b>	<b>\$64,803</b>

Additional One Stop Costs	
Career Services Salaries and Benefits	\$666,273
UCT Tax	\$1,778
Temp Services and Background Checks	\$9,069
Record Storage	\$900
Postage	\$1,404
Outreach	\$405
Travel and Professional Development	\$13,916
Participant Expense	\$350,362
Equipment	\$8,047
Fees and Licensing (Atlas Excluded)	\$2,000
<b>Total Additional One Stop Expense</b>	<b>\$1,054,154</b>
<b>Total/Total Infrastructure and Additional One Stop Costs</b>	<b>\$1,377,192</b>

31.75 FTE in FWB One Stop ( CSOW/DEO-VR/SEP/VA Work Studies) (1270 Hours)

MOU's			
	Fair Share	Exchange Value	Balance to CSOW
Voc Rehab with 1 FTE in OS (\$323,038/31.75)	\$10,174		\$10,174
SEP with 1 FTE in OS (\$323,038/31.75)	\$10,174	\$10,174	\$0
SEP PT Workers Contribution (13Hr x 52Wks x \$15.05/Hr = \$10,174)			
	Access Fee	Exchange Value	Balance to CSOW
NWFLSC (Perkins and Literacy Programs)-No FTE in OS (\$64,803/31.75)	\$2,041	\$0	\$2,041
OTC--No FTE in OS (\$64,803/31.75)	\$2,041	\$0	\$2,041
ECTC--No FTE in OS (\$64,803/31.75)	\$2,041	\$0	\$2,041
FI Division of Blind Services-No FTE in OS (\$64,803/31.75)	\$2,041	\$2,041	\$0
FI Division of Blind Services--Services provided to 20 CSOW Referrals @ Average of \$102.05 Per Referral = \$2,041			
Community Services Block Grant (Tri County)--No FTE in OS (\$64,803/31.75)	\$2,041	\$2,041	\$0
Community Services Block Grant (Tri County)--Services provided to 40 CSOW Referrals @ Average of \$51.03 per Referral = \$2,041			

\$16,298

MOU\_IFA – CareerSource Okaloosa Walton and Northwest Florida State College

Signature page for the Infrastructure Funding Agreement (Appendix B) to the Workforce Innovation and Opportunity Act (WIOA) Memoranda of Understanding (MOU), dated 9/20/2017, between CareerSource Okaloosa Walton (CSOW), also referred to as CSOW; and Northwest Florida State College (NWFSC), also referred to as The Partner.

**I. TERM FOR INFRASTRUCTURE COSTS**

The Term for this initial Infrastructure Funding Agreement shall commence on January 1, 2018, through June 30, 2018. The Term for subsequent Infrastructure Funding Agreements shall commence on the first day of the Program/Fiscal Year (Currently) July 1 through last day of the Program/Fiscal Year (Currently) June 30. A new Infrastructure Funding Agreement will be developed for each subsequent Program/Fiscal Year.

**II. AGREEMENT/PAYMENTS**

The Partners agree to the infrastructure costs outlined in Appendix B; and to the Term for this Infrastructure Funding Agreement. Payments may be made monthly, quarterly, or annually at the beginning of each agreed upon period as invoiced by CSOW.

**III. SIGNATURES**

IN WITNESS WHEREOF, the Partner and CSOW have caused this Infrastructure Funding Agreement to be duly executed as of the date set forth below.

**APPROVED BY:**

CareerSource Okaloosa/Walton

By: Michele Burns

Name: Michele Burns

Title: Executive Director

Date: 12/6/17

**APPROVED BY PARTNER:**

Northwest Florida State College

By: Devin Stephenson

Name: DEVIN STEPHENSON

Title: PRESIDENT

Date: 11-29-17

**APPROVED BY:**

Chief Elected Official for Okaloosa and Walton Counties

By: Graham W. Fountain

Name: Graham W. Fountain

Title: Chairman, Board of County Commissioners

Date: 4/12/18

**Appendix A  
One Stop Budget with All Partners  
Annualized**

Fl. Walton One Stop

	Full Center Usage One Stop FTE % to Total FTE	Technology Usage Assess Only	NWFLSC	OTC	ECTC	Ft. De Blind	Tri County	VR	SEP	WIOA	WTP	Wagner Peyser	Veteran's	RA/UC	SNAP	Total	
								1.00	1.00	8.75 38%	3.50 11%	4.50 14%	10.50 33%	0.5 2%	2 6%		
<b>Infrastructure Expense</b>																	
Lease	\$181,950							\$5,731	\$1,731	\$90,144	\$20,057	\$25,760	\$40,172	\$2,265	\$11,461	\$181,950	
Liability/Property/Other Insurance	\$16,781							\$3,740	\$1,340	\$2,971	\$1,168	\$4,528	\$3,369	\$1,700	\$679	\$16,781	
IT Consulting Contract	\$40,500	\$40,500	\$1,276	\$1,276	\$1,276	\$1,276	\$1,276	\$1,276	\$1,276	\$4,781	\$4,781	\$3,740	\$13,304	\$638	\$2,581	\$40,500	
IT Technician Portion of Salaries and Benefits 10%	\$4,726	\$4,726	\$149	\$149	\$149	\$149	\$149	\$149	\$149	\$521	\$321	\$670	\$1,363	\$24	\$298	\$4,726	
Telephone	\$15,494							\$4,817	\$4,817	\$4,238	\$1,703	\$2,190	\$5,109	\$243	\$973	\$15,494	
Software and Internet	\$3,528	\$3,528	\$111	\$111	\$111	\$111	\$111	\$111	\$111	\$417	\$389	\$500	\$1,467	\$56	\$222	\$3,528	
Utilities	\$26,500							\$815	\$815	\$7,109	\$2,923	\$3,739	\$8,770	\$418	\$1,671	\$26,500	
Facilities Maintenance	\$4,973							\$19	\$19	\$165	\$66	\$83	\$197	\$9	\$38	\$4,973	
Equipment Leasing & Maintenance	\$9,618							\$303	\$303	\$2,641	\$1,060	\$1,363	\$3,181	\$151	\$606	\$9,618	
Supplies	\$13,319							\$419	\$419	\$3,671	\$1,468	\$1,884	\$4,405	\$210	\$839	\$13,319	
Acies Complete Technology	\$16,049	\$16,049	\$505	\$505	\$505	\$505	\$505	\$505	\$505	\$1,898	\$1,769	\$2,273	\$5,328	\$253	\$1,011	\$16,049	
<b>Total Infrastructure Costs</b>	<b>\$333,838</b>	<b>\$64,883</b>	<b>\$2,841</b>	<b>\$2,841</b>	<b>\$2,841</b>	<b>\$2,841</b>	<b>\$2,841</b>	<b>\$18,174</b>	<b>\$10,174</b>	<b>\$78,821</b>	<b>\$25,618</b>	<b>\$45,785</b>	<b>\$106,831</b>	<b>\$5,887</b>	<b>\$28,349</b>	<b>\$323,038</b>	
Exchange Value										\$14,256						-\$14,256	
Fair Share			\$2,841	\$2,841	\$2,841	\$0	\$0	\$18,174	\$0	\$93,677	\$38,610	\$45,785	\$106,831	\$5,887	\$28,349	\$323,838	
<b>Additional One Stop Costs</b>																	
Cancer Services Salaries and Benefits	\$66,273							\$0	\$0	\$193,963	\$78,383	\$100,781	\$235,155	\$11,198	\$44,791	\$666,273	
UCT Tax	\$1,778									\$23	\$209	\$264	\$628	\$30	\$120	\$1,778	
Temp Services and Background Checks	\$9,069									\$2,667	\$1,067	\$1,373	\$3,201	\$152	\$610	\$9,069	
Record Storage	\$900									\$268	\$106	\$136	\$318	\$15	\$61	\$900	
Postage	\$1,404									\$113	\$165	\$212	\$494	\$24	\$94	\$1,404	
Outreach	\$108									\$14	\$48	\$61	\$143	\$7	\$27	\$108	
Travel and Professional Development	\$13,916									\$4,094	\$1,637	\$2,105	\$4,912	\$254	\$936	\$13,916	
Participant Expense	\$350,363									\$317,308	\$33,054	\$9	\$0	\$0	\$0	\$350,363	
Equipment	\$8,847									\$2,367	\$947	\$1,217	\$2,840	\$135	\$541	\$8,847	
Fees and Licensing (Not Excluded)	\$2,080									\$388	\$283	\$305	\$766	\$34	\$134	\$2,080	
<b>Total Additional One Stop Expense</b>	<b>\$1,854,154</b>		<b>\$0</b>	<b>\$0</b>	<b>\$8</b>	<b>\$0</b>	<b>\$0</b>	<b>\$0</b>	<b>\$0</b>	<b>\$824,306</b>	<b>\$115,883</b>	<b>\$106,454</b>	<b>\$248,397</b>	<b>\$11,828</b>	<b>\$47,214</b>	<b>\$1,854,154</b>	
<b>Total/Total Infrastructure and Additional One Stop Costs</b>	<b>\$1,777,192</b>		<b>\$2,841</b>	<b>\$2,841</b>	<b>\$2,841</b>	<b>\$0</b>	<b>\$0</b>	<b>\$18,174</b>	<b>\$0</b>	<b>\$617,383</b>	<b>\$151,454</b>	<b>\$152,241</b>	<b>\$355,229</b>	<b>\$16,916</b>	<b>\$47,643</b>	<b>\$1,777,192</b>	
<b>% to Total/Total</b>			<b>0.15%</b>	<b>0.15%</b>	<b>0.15%</b>	<b>0.00%</b>	<b>0.00%</b>	<b>0.10%</b>	<b>0.00%</b>	<b>34.83%</b>	<b>11.00%</b>	<b>11.89%</b>	<b>25.79%</b>	<b>1.23%</b>	<b>4.91%</b>	<b>100.00%</b>	

**Appendix B  
Infrastructure Costs and Additional OS Expense  
Annualized**

Infrastructure Expense	Fl. Walton One Stop	Technology Usage
	Full Center Usage	Access Only
Lease	\$181,950	
Liability/Property/Other Insurance	\$10,781	
IT Consulting Contract	\$40,500	\$40,500
IT Technician Portion of Salaries and Benefits 10%	\$4,726	\$4,726
Telephone	\$15,450	
Software and Internet	\$3,528	\$3,528
Utilities	\$26,520	
Facilities Maintenance	\$597	
Equipment Leasing & Maintenance	\$9,618	
Supplies	\$13,319	
Atlas Complete Technology	\$16,049	\$16,049
<b>Total Infrastructure Costs</b>	<b>\$323,038</b>	<b>\$64,803</b>
<b>Additional One Stop Costs</b>		
Career Services Salaries and Benefits	\$606,273	
UCT Tax	\$1,778	
Temp Services and Background Checks	\$9,669	
Record Storage	\$100	
Postage	\$1,404	
Outreach	\$405	
Travel and Professional Development	\$13,916	
Participant Expense	\$350,362	
Equipment	\$8,047	
Fees and Licensing (Atlas Excluded)	\$2,000	
<b>Total Additional One Stop Expense</b>	<b>\$1,054,154</b>	
<b>Total/Total Infrastructure and Additional One Stop Costs</b>	<b>\$1,377,192</b>	

31.75 FTE in FWB One Stop (CSOW/DEQ/VR/SEP/VA Work Studies) (1270 Hours)

MOU's			
	Fair Share	Exchange Value	Balance to CSOW
Voc Rehab with 1 FTE in OS (\$323,038/31.75)	\$10,174		\$10,174
SEP with 1 FTE in OS (\$323,038/31.75)	\$10,174	\$10,174	\$0
SEP PT Workers Contribution (13Hr x 52Wks x \$15.05/Hr = \$10,174)			
	Access Fee	Exchange Value	Balance to CSOW
NWFLSC (Perkins and Literacy Programs)-No FTE in OS (\$64,803/31.75)	\$2,041	\$0	\$2,041
OTC--No FTE in OS (\$64,803/31.75)	\$2,041	\$0	\$2,041
ECCC--No FTE in OS (\$64,803/31.75)	\$2,041	\$0	\$2,041
FI Division of Blind Services-No FTE in OS (\$64,803/31.75)	\$2,041	\$2,041	\$0
FI Division of Blind Services--Services provided to 20 CSOW Referrals @ Average of \$102.05 Per Referral = \$2,041			
Community Services Block Grant (Tri County)--No FTE in OS (\$64,803/31.75)	\$2,041	\$2,041	\$0
Community Services Block Grant (Tri County)--Services provided to 40 CSOW Referrals @ Average of \$51.03 per Referral = \$2,041			
			\$16,298