

ARLINGTON COUNTY, VIRGINIA

**AGREEMENT NO. 20-123-9-6
AMENDMENT NUMBER 5**

This Amendment Number 5 is made on 2/13/2024 by the County and amends Agreement Number 20-123-9-6 ("Main Agreement") dated August 18, 2020 between **Procon Consulting, LLC** ("Contractor") and the **County Board of Arlington County, Virginia** ("County").

The County and the Contractor agree to amend the Main Agreement as follows:

1. EXHIBIT H – Procon Consulting, LLC – Price Schedule


The Contract Amount is increased by \$466,164.82 to perform the services in accordance with Procon Consulting LLC’s proposal dated December 20, 2023, which is included as attachment to this Amendment No. 5. The total not-to-exceed Contract Amount changed from \$1,482,448.52 to \$1,948,613.34.


All other terms and conditions of the Main Agreement remain in effect.

WITNESS these signatures:

THE COUNTY BOARD OF ARLINGTON
COUNTY, VIRGINIA

PROCON CONSULTING, LLC

AUTHORIZED: DocuSigned by:
SIGNATURE: 
NAME: Sy Geza Chew
27FC198F4A6D475...
TITLE: PROCUREMENT OFFICER
DATE: 2/13/2024

AUTHORIZED: DocuSigned by:
SIGNATURE: 
NAME: Kyu Jung
B29C2BF8F16540F...
TITLE: Managing Member
DATE: 2/12/2024



December 20, 2023

Azar Jaymand
Facilities Project Manager
Arlington County Virginia
Department of Environmental Services
Facilities Design and Construction
1400 North Uhle Street, Suite 403
Arlington, VA 22201

RE: Agreement No. 20-123-9-6 (Purchase Order No. 284646)
Contract Modification Proposal – Extension of Contract Period of Performance
Through December 2023

Dear Ms. Jaymand:

As requested, attached please find our proposal for a Contract Modification to extend our Construction Management Services in conjunction with Contract Agreement No. 20-123-9-6 - Purchase Order No. 284646 ("The Contract") through August 31, 2024.

The attached *Contract Value Summary* ("Attachment A") indicates the Current Contract Value of \$1,482,448.52 and its allocation amongst each individual line item. Immediately below the *Current Contract Value Summary* is the proposed *Revised Contract Value Summary* which accounts for (a) the actual cost through October 31, 2023 and (b) a forecast of the remaining cost through August 31, 2024. The attached *Resource Schedule Forecast* ("Attachment B") provides a detailed account of the hours we are forecasting for the associated resources.

We hereby respectfully request that the Contract Modification in the amount of \$466,164.82 be issued from Arlington County to Procon no later than January 31, 2024 in order to maintain continuity of the ongoing services.


Proposal Assumptions and Clarifications

1. This is a Firm Fixed Price Proposal to provide services through August 31, 2024 in accordance with the attached Resource Schedule Forecast. The proposal is based upon Procon's sole ability to manage its resources as needed during this period. If the Construction Contractor does not achieve Final Completion by August 31, 2024, an additional proposal will be provided for any services required from Procon as a result.
2. The hours included for the Construction Manager represent approximately 80% of full-time utilization.
3. The Office/Field Engineer hours are included to provide the necessary administrative support to the Construction Manager in order to allow Procon to fulfill its complete "*Construction Phase*" Scope of Work obligations.

4. The Construction Inspector hours include (1) Full Time Construction Inspector at (40) hours per week during normal business hours. We have not included any Construction Inspection services for work that may occur outside of normal business hours.
5. We have not included any hours for the Engineering Support, QA/QC Manager and Administrative Assistant positions.
6. We have not included any provisions for office space for our staff.

Thank you for this opportunity to provide you with this proposal. We look forward to continuing to support the County and to collectively bring this project to a successful completion. Please feel free to contact me with any questions.

Regards,

A handwritten signature in black ink, appearing to read "Chris Murray", with a long horizontal flourish extending to the right.

Chris Murray
Project Executive

CURRENT CONTRACT VALUE SUMMARY (Through 12/31/2023)												
	TOTAL HOURS	RAW RATE	RAW TOTAL	OVERHEAD		G&A		PROFIT		TOTAL		
				%	\$	%	\$	%	\$	RATE	BUDGET	
Project Manager	505	\$ 74.52	\$ 37,638.76	62.40%	\$ 23,486.58	24.57%	\$ 9,247.84	15.00%	\$ 10,555.98	\$ 160.23	\$ 80,929.16	
Construction Manager (CM)	4171	\$ 59.50	\$ 248,174.50	62.40%	\$ 154,860.89	24.57%	\$ 60,976.47	15.00%	\$ 69,601.78	\$ 127.93	\$ 533,613.64	
Estimator/Claim Support	264	\$ 69.96	\$ 18,469.44	62.40%	\$ 11,524.93	24.57%	\$ 4,537.94	15.00%	\$ 5,179.85	\$ 150.42	\$ 39,712.16	
Office/Field Engineer (Jr. Engr.)	1565	\$ 36.24	\$ 56,715.60	62.40%	\$ 35,390.53	24.57%	\$ 13,935.02	15.00%	\$ 15,906.17	\$ 77.92	\$ 121,947.33	
Construction Inspector	4960	\$ 47.90	\$ 237,584.00	62.40%	\$ 148,252.42	24.57%	\$ 58,374.39	15.00%	\$ 66,631.62	\$ 102.99	\$ 510,842.43	
Special Inspector for Elevator	140	\$ 86.00	\$ 12,040.00	62.40%	\$ 7,512.96	24.57%	\$ 2,958.23	15.00%	\$ 3,376.68	\$ 184.91	\$ 25,887.87	
Engineering Support	0	\$ 56.92	\$ -	62.40%	\$ -	24.57%	\$ -	15.00%	\$ -	\$ 122.39	\$ -	
QA/QC Manager	6	\$ 59.50	\$ 357.00	62.40%	\$ 222.77	24.57%	\$ 87.71	15.00%	\$ 100.12	\$ 127.93	\$ 767.61	
Administrative Assistant	0	\$ 36.24	\$ -	62.40%	\$ -	24.57%	\$ -	15.00%	\$ -	\$ 77.92	\$ -	
Materials & Supplies											\$ 10,032.00	
Construction Materials Testing											\$ 122,094.70	
Commissioning	293	\$ 58.13	\$ 17,032.09	62.40%	\$ 10,628.02	24.57%	\$ 4,184.78	15.00%	\$ 4,776.73	\$ 124.99	\$ 36,621.63	
											\$ 1,482,448.52	
CURRENT CONTRACT VALUE = \$											1,482,448.52	

REVISED CONTRACT VALUE SUMMARY												
	TOTAL HOURS	RAW RATE*	RAW TOTAL	OVERHEAD		G&A		PROFIT		TOTAL		
				%	\$	%	\$	%	\$	RATE	BUDGET	
THROUGH 12/31/2023												
Project Manager	506	\$ 74.52	\$ 37,744.38	62.40%	\$ 23,552.49	24.57%	\$ 9,273.79	15.00%	\$ 10,585.60	\$ 160.23	\$ 81,156.26	
Construction Manager (CM)	4165	\$ 59.50	\$ 247,787.75	62.40%	\$ 154,619.56	24.57%	\$ 60,881.45	15.00%	\$ 69,493.31	\$ 127.93	\$ 532,782.07	
Estimator/Claim Support	268	\$ 69.96	\$ 18,749.28	62.40%	\$ 11,699.55	24.57%	\$ 4,606.70	15.00%	\$ 5,258.33	\$ 150.42	\$ 40,313.86	
Office/Field Engineer (Jr. Engr.)	1509	\$ 36.24	\$ 54,686.16	62.40%	\$ 34,124.17	24.57%	\$ 13,436.39	15.00%	\$ 15,337.01	\$ 77.92	\$ 117,583.73	
Construction Inspector	4958	\$ 47.90	\$ 237,488.21	62.40%	\$ 148,192.64	24.57%	\$ 58,350.85	15.00%	\$ 66,604.76	\$ 102.99	\$ 510,636.46	
Special Inspector for Elevator	0	\$ 86.00	\$ -	62.40%	\$ -	24.57%	\$ -	15.00%	\$ -	\$ 184.91	\$ -	
Engineering Support	0	\$ 56.92	\$ -	62.40%	\$ -	24.57%	\$ -	15.00%	\$ -	\$ 122.39	\$ -	
QA/QC Manager	6	\$ 59.50	\$ 357.00	62.40%	\$ 222.77	24.57%	\$ 87.72	15.00%	\$ 100.12	\$ 127.93	\$ 767.61	
Administrative Assistant	0	\$ 36.24	\$ -	62.40%	\$ -	24.57%	\$ -	15.00%	\$ -	\$ 77.92	\$ -	
Commissioning	176	\$ 58.13	\$ 10,259.84	62.40%	\$ 6,402.14	24.57%	\$ 2,520.84	15.00%	\$ 2,877.42	\$ 124.99	\$ 22,060.25	
01/01/24 - 08/31/24 (include 10% rate escalation from original 2020 hourly rates)												
Project Manager	120	\$ 81.98	\$ 9,837.60	62.40%	\$ 6,138.66	24.57%	\$ 2,417.10	15.00%	\$ 2,759.00	\$ 160.23	\$ 21,152.36	
Construction Manager (CM)	1084	\$ 65.45	\$ 70,947.80	62.40%	\$ 44,271.43	24.57%	\$ 17,431.87	15.00%	\$ 19,897.67	\$ 127.93	\$ 152,548.77	
Estimator/Claim Support	480	\$ 76.96	\$ 36,940.80	62.40%	\$ 23,051.06	24.57%	\$ 9,076.35	15.00%	\$ 10,360.23	\$ 150.42	\$ 79,428.45	
Office/Field Engineer (Jr. Engr.)	480	\$ 39.87	\$ 19,137.60	62.40%	\$ 11,941.86	24.57%	\$ 4,702.11	15.00%	\$ 5,367.24	\$ 77.92	\$ 41,148.81	
Construction Inspector	1204	\$ 52.69	\$ 63,438.76	62.40%	\$ 39,585.79	24.57%	\$ 15,586.90	15.00%	\$ 17,791.72	\$ 102.99	\$ 136,403.17	
Special Inspector for Elevator	160	\$ 94.60	\$ 15,136.00	62.40%	\$ 9,444.86	24.57%	\$ 3,718.92	15.00%	\$ 4,244.97	\$ 184.91	\$ 32,544.75	
Engineering Support	0	\$ 62.62	\$ -	62.40%	\$ -	24.57%	\$ -	15.00%	\$ -	\$ 122.39	\$ -	
QA/QC Manager	0	\$ 65.45	\$ -	62.40%	\$ -	24.57%	\$ -	15.00%	\$ -	\$ 127.93	\$ -	
Administrative Assistant	0	\$ 39.87	\$ -	62.40%	\$ -	24.57%	\$ -	15.00%	\$ -	\$ 77.92	\$ -	
Materials & Supplies											\$ 10,032.00	
Construction Materials Testing											\$ 134,304.17	
Commissioning	260	\$ 63.95	\$ 16,627.00	62.40%	\$ 10,375.25	24.57%	\$ 4,085.25	15.00%	\$ 4,663.13	\$ 137.50	\$ 35,750.63	
											\$ 1,948,613.34	
REVISED CONTRACT VALUE = \$											1,948,613.34	

CONTRACT VALUE CHANGE = \$ 466,164.82

ATTACHMENT B

RESOURCE SCHEDULE FORECAST

POSITION	AMOUNT BILLED THROUGH 10/31/2023	ACTUAL HOURS THROUGH 10/31/2023	FORECAST HOURS 11/01/23 - 12/31/23	FORECAST HOURS 01/01/24 - 08/31/24	TOTAL HOURS	FORECAST HOURS									
						Nov-23	Dec-23	Jan-24	Feb-24	Mar-24	Apr-24	May-24	Jun-24	Jul-24	Aug-24
Project Manager (PM)	\$ 74,747.08	466.50	40	120	626	20	20	20	20	20	20	20	20		
Construction Manager (CM)	\$ 496,960.49	3,884.50	280	1,084	5,249	140	140	140	140	140	140	140	128	128	128
Estimator/Claim Support	\$ 19,254.38	128.00	140	480	748	60	80	80	80	80	80	80	40	40	
Office/Field Engineer (Jr. Engr.)	\$ 105,116.27	1,349.00	160	480	1,989	80	80	80	80	80	80	80	80		
Construction Inspector	\$ 475,207.07	4,614.00	344	1,204	6,162	172	172	172	172	172	172	172	172	172	
Special Inspector for Elevator	\$ -	0.00	0	160	160			40	40	40	40				
Engineering Support	\$ -	0.00	0	0	0										
QA/QC Manager	\$ 767.61	6.00	0	0	6										
Administrative Assistant	\$ -	0.00	0	0	0										
Commissioning	\$ 19,185.74	153.50	23	260	436	3	20	20	20	60	60	20	80		