

**ARLINGTON COUNTY, VIRGINIA**

**AGREEMENT NO. 19-112-ITB-1  
AMENDMENT NUMBER 1**

This Amendment Number 1 is made on the date of execution by the County and amends Agreement Number 19-112-ITB-1 (“Main Agreement”) dated March 21, 2019 between **Sagres Construction Corporation** (“Contractor”) and the **County Board of Arlington County, Virginia** (“County”).

The County and the Contractor agree to amend the Main Agreement as follows:

1. **Contract Renewal:** Pursuant to CLAUSE 4: CONTRACT TERM, this agreement is hereby renewed for its first subsequent contract term beginning March 20, 2022 through March 19, 2023.
2. **Contract Price Adjustment** is hereby deleted in its entirety and changed to read:

The Contract Amount/unit price(s) will remain firm until twelve (12) consecutive calendar months from the day of execution of the contract by the County (“Price Adjustment Date”). To request a price adjustment, the Contractor or the County must submit a written request to the other party not less than 90 days before the Price Adjustment Date. Adjustments to the Contract Amount/unit price(s) will not exceed the percentage of escalation/de-escalation in the Engineering News Record (ENR) Construction Cost Index (CCI), 20-city average, ending in December of each year of the Contract.

Any Contract Amount/unit price(s) that result from this provision will become effective the day after the Price Adjustment Date and will be binding for 12 months. The new Price Adjustment Date will be 12 months after the price adjustment.

If the Contractor and the County have not agreed on a requested adjustment by 30 days before the Price Adjustment Date, the County may not renew the Contract, whether or not the County has previously elected to renew the Contract’s term.

3. **Contract Price Increase:** Pursuant to CLAUSE 7: Contract Price Adjustment (as amended above), the agreement is hereby increased by 7.4% per the most recent available data of Engineering News Record (ENR) Construction Cost Index (CCI), 20-city average. **Such increase will commence on March 20, 2022.**

**Exhibit C – Price Bid of Contractor is hereby replaced in its entirety with the attached Exhibit C – Price Bid of Contractor, which is incorporated into and made a part of this Amendment.**

4. **Force Majeure: CLAUSE 32. Is REPLACED IN ITS ENTIRETY WITH THE FOLLOWING LANGUAGE:**

Neither party will be held responsible for failure to perform the duties and responsibilities imposed by this Contract if such failure is due to a fire, riot, rebellion, natural disaster, war, act of terrorism or act of God that is beyond the control of the party and that makes performance impossible or illegal, unless otherwise specified in the Contract, provided that the affected party gives notice to the other party as soon as practicable after the force majeure event, including reasonable detail and the expected duration of the event's effect on the party.

5. **NOTICES: CLAUSE 50: remove Kamal Taktak, Project Officer and replace with:**

Gino Squarciafico, Project Officer  
Arlington County  
2100 Clarendon Boulevard, Suite 813  
Arlington, Virginia 22201  
Phone: (703) 228.7537  
Email: [Gsquarciafico@arlingtonva.us](mailto:Gsquarciafico@arlingtonva.us)

6. **INCORPORATION OF COVID-19 VACCINATION POLICY FOR CONTRACTORS: CLAUSE 54.** COVID-19 Vaccination Policy for Contractors is hereby added to the Contract Terms and Conditions:

**54. COVID-19 VACCINATION POLICY FOR CONTRACTORS**

Due to the ongoing COVID-19 pandemic, the County has taken various steps to protect the welfare, health, safety, and comfort of the workforce and public at large. As part of these steps, the County has implemented various requirements with respect to health and safety including policies with respect to social distancing, the use of face-coverings and vaccine mandates. To protect the County's workforce and the public at large, all employees and subcontractors of the Contractor who are assigned to this Contract, must be fully vaccinated against COVID-19. Any contractor employee or subcontractor who is not fully vaccinated should be following a weekly testing protocol as established by the Contractor.

7. **INCORPORATION OF SEXUAL HARASSMENT POLICY: CLAUSE 55.** Sexual Harassment Policy is hereby added to the Contract Terms and Conditions:

**55. SEXUAL HARASSMENT POLICY**

If the Contractor employs more than five employees, the Contractor shall (i) provide annual training on the Contractor's sexual harassment policy to all supervisors and employees providing services in the Commonwealth, except such supervisors or employees that are required to complete sexual harassment training provided by the Department of Human Resource Management, and (ii) post the Contractor's sexual harassment policy in (a) a conspicuous public place in each building located in the Commonwealth that the Contractor owns or leases for business purposes and (b) the Contractor's employee handbook.

All other terms and conditions of the Main Agreement remain in effect.

WITNESS these signatures:

THE COUNTY BOARD OF ARLINGTON  
COUNTY, VIRGINIA

AUTHORIZED: DocuSigned by:  
SIGNATURE: Dr. Sharon T. Lewis  
89B86B1AD304462...  
NAME: Dr. Sharon T. Lewis  
TITLE: Purchasing Agent  
DATE: 3/10/2022

SAGRES CONSTRUCTION CORPORATION

AUTHORIZED: DocuSigned by:  
SIGNATURE: DEJAN DRAGACEVIC  
DEJAN DRAGACEVIC C4FC427...  
NAME: DEJAN DRAGACEVIC  
TITLE: Vice President  
DATE: 3/10/2022

**BID TAB****ITB NO. 19-112 - ITB -1 Sagres Construction****Exhibit C - Revised Pricing Sheet Effective March 20, 2022****CAPITAL IMPROVEMENT PROJECT WORK CATEGORY**

Capital Improvement Project Work shall consist generally of larger scale public works infrastructure and street improvement projects including construction, re-construction, and maintenance of: State and County streets, curbs & gutters, sidewalks, walkways, driveway aprons, sanitary sewer pipes and structures, water mains, storm sewer pipes and inlets, pavement markings and signage, traffic signals, streetlights, streetscapes and related site work.

**PLEASE PROVIDE PRICES FOR ALL ITEMS LISTED**

All Unit Prices on the Bid Form shall reflect and be inclusive of all costs, including but not limited to: tasks, labor, supplies, tools, equipment, transportation, mobilization, clearing and grubbing, demolition, saw-cutting, material provisions and installations, disposals, incidentals, and all things necessary to perform the work as set forth in accordance with project plans and specifications and in compliance with all Arlington County and VDOT Standards and Specifications.


MASTER ID#	DESCRIPTION	TOTAL ESTIMATED ANNUAL QUANTITY (TEQ)	UNIT	UNIT PRICE (UP)		TOTAL PRICE	
				BASE BID WORK	RESTRICTED HOURS WORK	BASE BID WORK (UP) X 0.8 (TEQ)	RESTRICTED HOURS WORK (UP) X 0.2 (TEQ)

**C1 GENERAL EARTH WORK**

02200-C1-00010	General Excavation, only when not included in other pay items	16500	CY	\$48.33	\$48.33	\$637,956.00	\$159,489.00
02202-C1-00020	Rock Excavation, only when not included in other pay items	150	CY	\$80.55	\$80.55	\$9,666.00	\$2,416.50
01400-C1-00030	Test Pits (or Test Bores), Up to 6' Deep (with restoration)	30	EA	\$966.60	\$1,020.30	\$23,198.40	\$6,121.80
01400-C1-00040	Test Pits (or Test Bores), Each VF Over 6' Deep (with restoration)	30	VF	\$187.95	\$204.06	\$4,510.80	\$1,224.36
02200-C1-00041	Test Hole Excavation (Single Pole Foundation - Up to sixteen (16') deep)	30	EA	\$1,557.30	\$1,557.30	\$37,375.20	\$9,343.80
02200-C1-00050	Select Borrow (VDOT Section 207 - Select Material, Type I)	500	CY	\$48.33	\$48.33	\$19,332.00	\$4,833.00
02200-C1-00050	Flowable BackFill (VDOT Special Provision S302G02-0610)	500	CY	\$209.43	\$209.43	\$83,772.00	\$20,943.00
02200-C1-00070	Geotextile Drainage Fabric In Place (VDOT Section 245.03.c)	3000	SY	\$4.83	\$4.83	\$11,599.20	\$2,899.80
02200-C1-00071	Geotextile Stabilization Fabric In Place (VDOT Section 245.03.d.2)	3000	SY	\$4.83	\$4.83	\$11,599.20	\$2,899.80
02200-C1-00080	Geotextile for Rip Rap Bedding In Place (VDOT Section 245.03.b)	150	SY	\$5.37	\$5.37	\$644.40	\$161.10
02200-C1-00090	Aggregate, Cement Treated (CTA), also known as "Hydraulic Cement Stabilization" (VDOT Section 307)	300	CY	\$161.10	\$161.10	\$38,664.00	\$9,666.00
02200-C1-00100	Aggregate, VDOT #1 (Compacted in Place per VDOT standards & Specs)	15	CY	\$107.40	\$107.40	\$1,288.80	\$322.20
02200-C1-00110	Aggregate, VDOT #2 (Compacted in Place per VDOT standards & Specs)	15	CY	\$107.40	\$107.40	\$1,288.80	\$322.20
02200-C1-00120	Aggregate, VDOT #8 (Compacted in Place per VDOT standards & Specs)	15	CY	\$107.40	\$107.40	\$1,288.80	\$322.20
02200-C1-00130	Aggregate, VDOT #21-A (Compacted in Place per VDOT standards & Specs)	4300	CY	\$102.03	\$102.03	\$350,983.20	\$87,745.80
02200-C1-00140	Aggregate, VDOT #21-B (Compacted in Place per VDOT standards & Specs)	400	CY	\$128.88	\$128.88	\$41,241.60	\$10,310.40
02200-C1-00150	Aggregate, Crusher Run VDOT #25 or approved equal (Compacted in Place per VDOT standards & Specs)	15	CY	\$107.40	\$107.40	\$1,288.80	\$322.20
02200-C1-00160	Aggregate, VDOT #57 (Compacted in Place per VDOT standards & Specs)	1500	CY	\$107.40	\$107.40	\$128,880.00	\$32,220.00
02210-C1-00170	Riprap, Dry Class I	15	SY	\$134.25	\$134.25	\$1,611.00	\$402.75
02210-C1-00180	Riprap, Dry Class II	15	SY	\$161.10	\$161.10	\$1,933.20	\$483.30
02210-C1-00190	Riprap, Mortared	15	SY	\$187.95	\$187.95	\$2,255.40	\$563.85
02210-C1-00200	Riprap, Grouted	15	SY	\$187.95	\$187.95	\$2,255.40	\$563.85
02210-C1-00210	Riprap, Dumped Type (1) Core Riprap	15	TON	\$102.03	\$102.03	\$1,224.36	\$306.09
02210-C1-00220	Riprap, Dumped Type (2) Heavy Riprap	8	TON	\$134.25	\$134.25	\$859.20	\$214.80
<b>SUBTOTAL</b>						<b>\$1,414,715.76</b>	<b>\$354,097.80</b>

**C2 CONCRETE WORK**

03100-C2-00010	Rigid Concrete, Planing or Milling	75	SY/IN	\$107.40	\$107.40	\$6,444.00	\$1,611.00
02750-C2-00020	Concrete Curb, Standard Header Curb C-3 (Arlington County Detail R-2.0), includes curb for aprons, ramps, etc.	3750	LF	\$75.18	\$75.18	\$225,540.00	\$56,385.00
02750-C2-00030	Concrete Curb, Mountable Curb at Traffic Circle (Arlington County Detail R-2.7)	375	LF	\$80.55	\$80.55	\$24,165.00	\$6,041.25
02750-C2-00040	Concrete Curb, Standard 6" (VDOT CG-2), includes curb for aprons, ramps, etc.	300	LF	\$80.55	\$80.55	\$19,332.00	\$4,833.00



02750-C2-00050	Concrete Curb, Standard 4" (VDOT CG-3), includes curb for aprons, ramps, etc.	750	LF	\$75.18	\$75.18	\$45,108.00	\$11,277.00
02750-C2-00055	BID ITEM DELETED	-	-				
02750-C2-00060	Concrete Curb & Gutter, Standard C-2 and C-2R (Arlington County Detail R-2.0), includes curb & gutter for aprons, ramps, etc.	18000	LF	\$69.81	\$69.81	\$1,005,264.00	\$251,316.00
02750-C2-00070	Concrete Curb & Gutter, Combination 6" (VDOT CG-6), includes curb & gutter for aprons, ramps, etc.	1500	LF	\$75.18	\$75.18	\$90,216.00	\$22,554.00
02750-C2-00080	Concrete Curb & Gutter, Combination 4" (VDOT CG-7), includes curb & gutter for aprons, ramps, etc.	1500	LF	\$75.18	\$75.18	\$90,216.00	\$22,554.00
02750-C2-00090	Standard Entrance Gutter (VDOT CG-9D).	400	LF	\$134.25	\$134.25	\$42,960.00	\$10,740.00
02750-C2-00100	Valley Gutter (Arlington County Detail R-2.9, including all materials as shown in detail)	400	SY	\$134.25	\$134.25	\$42,960.00	\$10,740.00
02611-C2-00110	Concrete Sidewalk, 4" Thickness (Arlington County Detail R-2.0)	7500	SY	\$85.92	\$85.92	\$515,520.00	\$128,880.00
02611-C2-00111	Concrete Sidewalk, 4" Thickness with WWF (VDOT Section 223.02.a.3)	1000	SY	\$96.66	\$96.66	\$77,328.00	\$19,332.00
02611-C2-00120	Concrete Sidewalk, 6" Thickness	150	SY	\$102.03	\$102.03	\$12,243.60	\$3,060.90
02611-C2-00190	CG-12 Detectable Warning Surface - Truncated Domes	150	SY	\$241.65	\$241.65	\$28,998.00	\$7,249.50
02611-C2-00121	Concrete Sidewalk, 6" Thickness with WWF (Arlington County Standard H-3.1)	1000	SY	\$107.40	\$107.40	\$85,920.00	\$21,480.00
02612-C2-00130	Concrete Pavers (Arlington County Detail R-2.1)	15	SY	\$241.65	\$241.65	\$2,899.80	\$724.95
02612-C2-00140	Concrete Pavers, Remove and Reset (Arlington County Detail R-2.1)	100	SY	\$252.39	\$252.39	\$20,191.20	\$5,047.80
02613-C2-00150	Concrete Paver Crosswalk (Arlington County Detail R-2.6, including all materials as shown in detail)	15	SY	\$456.45	\$456.45	\$5,477.40	\$1,369.35
02613-C2-00160	Concrete Paver Crosswalk, Remove and Reset (Arlington County Detail R-2.6, including all materials as shown in detail)	30	SY	\$483.30	\$483.30	\$11,599.20	\$2,899.80
02611-C2-00170	Concrete Driveway Entrance, 6" Thick Residential (Arlington County Details R-2.4A, R-2.4B, R-2.4C, R-2.4D)	1800	SY	\$107.40	\$107.40	\$154,656.00	\$38,664.00
02611-C2-00180	Concrete Driveway Entrance, 9" Thick Commercial (Arlington County Details R-2.4A, R-2.4B, R-2.4C, R-2.4D)	450	SY	\$128.88	\$128.88	\$46,396.80	\$11,599.20
03100-C2-00200	Concrete Steps Each (Arlington County Detail R-3.0, including all reinforcing bars as shown in detail)	200	LF-W	\$241.65	\$241.65	\$38,664.00	\$9,666.00
03100-C2-00210	Concrete Pier, Cradle, or Encasement (Arlington County Detail M-3.0)	15	CY	\$805.50	\$805.50	\$9,666.00	\$2,416.50
03100-C2-00220	Concrete Pier, Cradle, or Encasement (Arlington County Detail M-7.0)	15	CY	\$805.50	\$805.50	\$9,666.00	\$2,416.50
03100-C2-00230	Concrete and Formwork (VDOT Class A3), only when not included in other pay items	300	CY	\$966.60	\$966.60	\$231,984.00	\$57,996.00
03100-C2-00240	Concrete and Formwork (VDOT Class A4), only when not included in other pay items	300	CY	\$966.60	\$966.60	\$231,984.00	\$57,996.00
03100-C2-00250	Steel Reinforcement, Welded Wire Fabric (VDOT Section 406), only when not included in other pay items	1000	LB	\$5.37	\$5.37	\$4,296.00	\$1,074.00
03100-C2-00260	Steel Reinforcement, Reinforcing Steel Bars #6 and smaller (VDOT Section 406), only when not included in other pay items	1000	LB	\$5.37	\$5.37	\$4,296.00	\$1,074.00
03100-C2-00270	Steel Reinforcement, Reinforcing Steel Bars #7 up to #10 (VDOT Section 406), only when not included in other pay items	1000	LB	\$5.37	\$5.37	\$4,296.00	\$1,074.00
<b>SUBTOTAL</b>						<b>\$3,088,287.00</b>	<b>\$772,071.75</b>

**C3 ASPHALT WORK**

02600-C3-00010	Asphalt Concrete, Planing or Milling (1/2" to 3" Depth)	2000	SY	\$16.11	\$16.11	\$25,776.00	\$6,444.00
02600-C3-00020	Asphalt Concrete, Planing or Milling (In Excess of 3" Depth)	150	SY/IN	\$5.37	\$5.37	\$644.40	\$161.10
02600-C3-00030	Asphalt Concrete, Base Course (VDOT BM-25.0A)	5250	TON	\$182.58	\$187.95	\$766,836.00	\$197,347.50
02600-C3-00160	Asphalt Concrete, Base Course (VDOT BM-25.D)	1500	TON	\$182.58	\$187.95	\$219,096.00	\$56,385.00
02600-C3-00040	Asphalt Concrete, Intermediate Course (VDOT IM-19.0A)	100	TON	\$198.69	\$198.69	\$15,895.20	\$3,973.80
02600-C3-00050	Asphalt Concrete, Intermediate Course (VDOT IM-19.0D)	100	TON	\$198.69	\$198.69	\$15,895.20	\$3,973.80
02600-C3-00060	Asphalt Concrete, Surface Course (VDOT SM-9.5A)	1050	TON	\$198.69	\$198.69	\$166,899.60	\$41,724.90
02600-C3-00070	Asphalt Concrete, Surface Course (VDOT SM-9.5D)	1050	TON	\$198.69	\$198.69	\$166,899.60	\$41,724.90
02600-C3-00080	Asphalt Concrete, Stamped - Imprinting Hot Mix Asphalt Concrete (per Supplemental Specification 02600)	750	SF	\$5.37	\$5.37	\$3,222.00	\$805.50
02600-C3-00090	Asphalt Concrete, Stamped - Heating Asphalt (per Supplemental Specification 02600)	750	SF	\$10.74	\$10.74	\$6,444.00	\$1,611.00
02600-C3-00100	Asphalt Concrete, Stamped - Provide and Install Streetbond Coating (per Supplemental Specification 02600)	3000	SF	\$10.74	\$10.74	\$25,776.00	\$6,444.00
02600-C3-00110	Asphalt Concrete, Stamped - Imprinted Asphalt Patching (per Supplemental Specification 02600)	300	SF	\$32.22	\$32.22	\$7,732.80	\$1,933.20
02600-C3-00120	Asphalt Header Curb, 6"-8" (VDOT SM-9.5A)	75	LF	\$102.03	\$102.03	\$6,121.80	\$1,530.45

02600-C3-00130	Cold-Mix Asphalt (latest VDOT Standards for Cold Mix Asphalt Type P-1, P-2, and P-3).	15	TON	\$295.35	\$322.20	\$3,544.20	\$966.60
03100-C3-00140	Remove 8" to 10" Reinforced Concrete Paving	150	SY	\$37.59	\$42.96	\$4,510.80	\$1,288.80
03100-C3-00150	Remove and Replace 8" to 10" Reinforced Concrete Paving VDOT Standards PR-3, PR-4, PR-5 and PR-6)	150	SY	\$241.65	\$241.65	\$28,998.00	\$7,249.50
<b>SUBTOTAL</b>						<b>\$1,464,291.60</b>	<b>\$373,564.05</b>

**C4 STORM SEWER UTILITY WORK**

02550-C4-00010	Storm Manhole MH-1 (Arlington County Detail D-3.0), In Place, DEPTH < 8'	21	EA	\$8,055.00	\$8,323.50	\$135,324.00	\$34,958.70
02550-C4-00030	Storm Manhole MH-2 (Arlington County Detail D-3.3), In Place, DEPTH < 8'	9	EA	\$11,814.00	\$11,814.00	\$85,060.80	\$21,265.20
02550-C4-00040	Storm Manhole MH-3 (Arlington County Detail D-3.4), In Place, DEPTH < 8'	9	EA	\$13,425.00	\$13,425.00	\$96,660.00	\$24,165.00
02550-C4-00050	Storm Manhole MH-4 (Arlington County Detail D-3.5), In Place, DEPTH < 8'	9	EA	\$11,277.00	\$11,277.00	\$81,194.40	\$20,298.60
02550-C4-00060	Storm Manhole (VDOT MH-1, MH1-A), In Place, DEPTH < 8'	17	EA	\$8,592.00	\$8,592.00	\$116,851.20	\$29,212.80
02550-C4-00020	Storm Manhole PH-1 (Arlington County Detail D-3.1), In Place, DEPTH < 8'	25	EA	\$8,055.00	\$8,055.00	\$161,100.00	\$40,275.00
02550-C4-00070	Storm Manhole (VDOT MH-2), In Place, DEPTH < 8'	9	VF	\$1,449.90	\$1,449.90	\$10,439.28	\$2,609.82
02550-C4-00011	Storm Manhole MH-1 (Arlington County Detail D-3.0), In Place, PER ADDITIONAL VF OVER 8'	20	VF	\$1,342.50	\$1,342.50	\$21,480.00	\$5,370.00
02550-C4-00021	Storm Manhole PH-1 (Arlington County Detail D-3.1), In Place, PER ADDITIONAL VF OVER 8'	20	VF	\$1,342.50	\$1,342.50	\$21,480.00	\$5,370.00
02550-C4-00031	Storm Manhole MH-2 (Arlington County Detail D-3.3), In Place, PER ADDITIONAL VF OVER 8'	20	VF	\$1,557.30	\$1,557.30	\$24,916.80	\$6,229.20
02550-C4-00041	Storm Manhole MH-3 (Arlington County Detail D-3.4), In Place, PER ADDITIONAL VF OVER 8'	20	VF	\$1,879.50	\$1,879.50	\$30,072.00	\$7,518.00
02550-C4-00051	Storm Manhole MH-4 (Arlington County Detail D-3.5), In Place, PER ADDITIONAL VF OVER 8'	20	VF	\$1,557.30	\$1,557.30	\$24,916.80	\$6,229.20
02550-C4-00061	Storm Manhole (VDOT MH-1, MH1-A), In Place, PER ADDITIONAL VF OVER 8'	20	VF	\$1,449.90	\$1,449.90	\$23,198.40	\$5,799.60
02550-C4-00071	Storm Manhole (VDOT MH-2), In Place, PER ADDITIONAL VF OVER 8'	20	VF	\$1,449.90	\$1,449.90	\$23,198.40	\$5,799.60
02550-C4-00080	CB-2 (Arlington County Standards), In Place Up to 6' Deep	30	EA	\$7,786.50	\$7,786.50	\$186,876.00	\$46,719.00
02550-C4-00090	CB-2 (Arlington County Standards), Each VF Over 6' Deep	50	VF	\$1,074.00	\$1,074.00	\$42,960.00	\$10,740.00
02550-C4-00100	CB-2A or CB-2B (throat lengths from 8'-6" up to 16'-0"), In Place Up to 6' Deep, Arlington County Standards.	15	EA	\$9,666.00	\$9,666.00	\$115,992.00	\$28,998.00
02550-C4-00110	CB-2A or CB-2B (throat lengths from 8'-6" up to 16'-0"), Each VF Over 6' Deep, Arlington County Standards.	30	VF	\$1,074.00	\$1,074.00	\$25,776.00	\$6,444.00
02550-C4-00140	CB-4, In Place Up to 6' Deep, Arlington County Standards	2	EA	\$10,203.00	\$10,203.00	\$16,324.80	\$4,081.20
02550-C4-00150	CB-4, Each VF Over 6' Deep, Arlington County Standards	10	VF	\$1,557.30	\$1,557.30	\$12,458.40	\$3,114.60
02550-C4-00120	PCB-2, In Place Up to 6' Deep, Arlington County Standards	20	EA	\$8,055.00	\$8,055.00	\$128,880.00	\$32,220.00
02550-C4-00130	PCB-2, Each VF Over 6' Deep, Arlington County Standards	10	VF	\$1,342.50	\$1,342.50	\$10,740.00	\$2,685.00
02550-C4-00160	Curb Drop Inlet, Standard VDOT DI-1 (12" to 24" Pipe), In Place Up to 10' Deep	8	EA	\$9,666.00	\$9,666.00	\$61,862.40	\$15,465.60
02550-C4-00170	Curb Drop Inlet, Standard VDOT DI-2A (12" to 24" Pipe), In Place Up to 9' Deep	8	EA	\$9,129.00	\$9,129.00	\$58,425.60	\$14,606.40
02550-C4-00180	Curb Drop Inlet, Standard VDOT DI-2B (12" to 24" Pipe), In Place Up to 9' Deep, Inlet Throat Length 4' to 20'	8	EA	\$10,740.00	\$10,740.00	\$68,736.00	\$17,184.00
02550-C4-00190	Curb Drop Inlet, Standard VDOT DI-2C (12" to 24" Pipe), In Place Up to 9' Deep, Inlet Throat Length 6' to 20'	8	EA	\$11,814.00	\$11,814.00	\$75,609.60	\$18,902.40
02550-C4-00200	Curb Drop Inlet, Standard VDOT DI-2D (30" to 48" Pipe), In Place Up to 9' Deep	8	EA	\$12,351.00	\$12,351.00	\$79,046.40	\$19,761.60
02550-C4-00210	Curb Drop Inlet, Standard VDOT DI-2E (30" to 48" Pipe), In Place Up to 9' Deep, Inlet Throat Length 6' to 20'	8	EA	\$17,076.60	\$17,076.60	\$109,290.24	\$27,322.56
02550-C4-00220	Curb Drop Inlet, Standard VDOT DI-2F (30" to 48" Pipe), In Place Up to 9' Deep, Inlet Throat Length 6' to 20'	8	EA	\$17,721.00	\$17,721.00	\$113,414.40	\$28,353.60
02550-C4-00230	Curb Drop Inlet, Standard VDOT DI-3A (12" to 30" Pipe), In Place Up to 8' Deep	8	EA	\$9,666.00	\$9,666.00	\$61,862.40	\$15,465.60
02550-C4-00240	Curb Drop Inlet, Standard VDOT DI-3AA (12" to 30" Pipe), Each VF Over 8' Deep	8	VF	\$1,557.30	\$1,557.30	\$9,966.72	\$2,491.68
02550-C4-00250	Curb Drop Inlet, Standard VDOT DI-3B (12" to 30" Pipe), In Place Up to 8' Deep, Inlet Throat Length 4' to 20'	8	EA	\$11,277.00	\$11,277.00	\$72,172.80	\$18,043.20
02550-C4-00260	Curb Drop Inlet, Standard VDOT DI-3BB (12" to 30" Pipe), Each VF Over 8' Deep, Inlet Throat Length 4' to 20'	8	VF	\$1,557.30	\$1,557.30	\$9,966.72	\$2,491.68
02550-C4-00270	Curb Drop Inlet, Standard VDOT DI-3C (12" to 30" Pipe), In Place Up to 8' Deep, Inlet Throat Length 6' to 20'	8	EA	\$11,706.60	\$11,706.60	\$74,922.24	\$18,730.56
02550-C4-00280	Curb Drop Inlet, Standard VDOT DI-3CC (12" to 30" Pipe), Each VF Over 8' Deep, Inlet Throat Length 6' to 20'	8	VF	\$1,557.30	\$1,557.30	\$9,966.72	\$2,491.68

## BID TAB

ITB NO. 19-112 - ITB

02550-C4-00290	Curb Drop Inlet, Standard (with Utility Space) VDOT DI-3D (12" to 30" Pipe), In Place Up to 8' Deep	8	EA	\$10,471.50	\$10,471.50	\$67,017.60	\$16,754.40
02550-C4-00300	Curb Drop Inlet, Standard (with Utility Space) VDOT DI-3E (12" to 30" Pipe), In Place Up to 8' Deep, Inlet Throat Length 4' to 20'	8	EA	\$12,351.00	\$12,351.00	\$79,046.40	\$19,761.60
02550-C4-00310	Curb Drop Inlet, Standard (with Utility Space) VDOT DI-3F (12" to 30" Pipe), In Place Up to 8' Deep, Inlet Throat Length 6' to 20'	8	EA	\$12,351.00	\$12,351.00	\$79,046.40	\$19,761.60
02550-C4-00320	Curb Drop Inlet, Standard VDOT DI-4A (36" to 48" Pipe), In Place Up to 8' Deep	8	EA	\$10,471.50	\$10,471.50	\$67,017.60	\$16,754.40
02550-C4-00330	Curb Drop Inlet, Standard VDOT DI-4B (36" to 48" Pipe), In Place Up to 8' Deep, Inlet Throat Length 6' to 20'	8	EA	\$12,351.00	\$12,351.00	\$79,046.40	\$19,761.60
02550-C4-00340	Curb Drop Inlet, Standard VDOT DI-4C (36" to 48" Pipe), In Place Up to 8' Deep, Inlet Throat Length 8' to 20'	8	EA	\$12,888.00	\$12,888.00	\$82,483.20	\$20,620.80
02550-C4-00350	Curb Drop Inlet, Standard (with Utility Space) VDOT DI-4D (36" to 48" Pipe), In Place Up to 8' Deep	8	EA	\$15,573.00	\$15,573.00	\$99,667.20	\$24,916.80
02550-C4-00360	Curb Drop Inlet, Standard (with Utility Space) VDOT DI-4E (36" to 48" Pipe), In Place Up to 8' Deep, Inlet Throat Length 6' to 20'	8	EA	\$17,721.00	\$17,721.00	\$113,414.40	\$28,353.60
02550-C4-00370	Curb Drop Inlet, Standard (with Utility Space) VDOT DI-4F (36" to 48" Pipe), In Place Up to 8' Deep, Inlet Throat Length 8' to 20'	8	EA	\$17,721.00	\$17,721.00	\$113,414.40	\$28,353.60
02550-C4-00420	Standard Ditch Drop Inlet, VDOT DI-5 (12" to 42" Pipe), All Depths	8	EA	\$10,740.00	\$10,740.00	\$68,736.00	\$17,184.00
02550-C4-00425	Grate Inlet, Standard VDOT DI-7 (12" to 42" Pipe), All Depths	8	EA	\$10,471.50	\$10,471.50	\$67,017.60	\$16,754.40
02550-C4-00426	15" Pipe Tee Section Drop Inlet, VDOT DI-9, All depths (PRECAST)	5	EA	\$10,740.00	\$10,740.00	\$42,960.00	\$10,740.00
02550-C4-00380	Yard Inlet (Arlington County Detail D-1.10), In Place Up to 6' Deep	8	EA	\$8,055.00	\$8,055.00	\$51,552.00	\$12,888.00
02550-C4-00390	Yard Inlet (Arlington County Detail D-1.10), Each VF Over 6' Deep	8	VF	\$1,342.50	\$1,342.50	\$8,592.00	\$2,148.00
02550-C4-00400	Yard Inlet Pre-Cast (Arlington County Detail D-1.11), In Place Up to 6' Deep	8	EA	\$8,055.00	\$8,055.00	\$51,552.00	\$12,888.00
02550-C4-00410	Yard Inlet Pre-Cast (Arlington County Detail D-1.11), Each VF Over 6' Deep	8	VF	\$1,342.50	\$1,342.50	\$8,592.00	\$2,148.00
02550-C4-00430	Grate Inlet Non-roadway Shallow (Arlington County Detail D-1.9), In Place Up to 6' Deep	10	EA	\$7,518.00	\$7,518.00	\$60,144.00	\$15,036.00
02550-C4-00440	Grate Inlet Non-roadway Shallow (Arlington County Detail D-1.9), Each VF Over 6' Deep	10	VF	\$1,288.80	\$1,288.80	\$10,310.40	\$2,577.60
02550-C4-00450	Grate Inlet Driveway (Arlington County Detail D-1.12)	10	LF	\$375.90	\$375.90	\$3,007.20	\$751.80
02550-C4-00460	Storm Manhole Frame and Cover, Remove & Replace	8	EA	\$537.00	\$537.00	\$3,436.80	\$859.20
02550-C4-00470	Catch Basin Structure Top, Remove & Replace	8	EA	\$4,188.60	\$4,188.60	\$26,807.04	\$6,701.76
02550-C4-00480	Drop Inlet Structure Top, Remove & Replace	8	EA	\$4,564.50	\$4,564.50	\$29,212.80	\$7,303.20
02550-C4-00490	Adjust Storm Manhole to New Grade (Arlington County Detail S-2.5), Type A	60	EA	\$1,342.50	\$1,342.50	\$64,440.00	\$16,110.00
02550-C4-00500	Adjust Storm Manhole to New Grade (Arlington County Detail S-2.5), Type B	8	EA	\$3,168.30	\$3,168.30	\$20,277.12	\$5,069.28
02550-C4-00510	Adjust Storm Manhole to New Grade (Arlington County Detail S-2.5), Type C	8	EA	\$2,416.50	\$2,416.50	\$15,465.60	\$3,866.40
02550-C4-00520	Convert Catch Basin to Manhole	20	EA	\$2,685.00	\$2,685.00	\$42,960.00	\$10,740.00
02550-C4-00530	Convert Grate Inlet to Catch Basin	8	EA	\$3,168.30	\$3,168.30	\$20,277.12	\$5,069.28
02550-C4-00540	Partial Wall Repair of Storm Manhole, Catch Basin, Drop Inlet, Yard Inlet, or Grate Inlet	400	SF	\$107.40	\$107.40	\$34,368.00	\$8,592.00
02550-C4-00550	Core Drill and Connect 15" to 24" Dia Concrete Pipe to Existing Storm Manhole, Catch Basin, Drop Inlet, Yard Inlet, or Grate Inlet	15	EA	\$2,685.00	\$2,685.00	\$32,220.00	\$8,055.00
02505-C4-00551	Core Drill and Connect 27" to 42" Dia Concrete Pipe to Existing Storm Manhole, Catch Basin, Drop Inlet, Yard Inlet, or Grate Inlet	15	LF	\$3,168.30	\$3,168.30	\$38,019.60	\$9,504.90
02505-C4-00552	Core Drill and Connect 8" to 14" Dia Ductile Iron Pipe to Existing Storm Manhole, Catch Basin, Drop Inlet, Yard Inlet, or Grate Inlet	15	LF	\$1,611.00	\$1,611.00	\$19,332.00	\$4,833.00
02505-C4-00553	Core Drill and Connect 16" to 24" Dia Ductile Iron Pipe to Existing Storm Manhole, Catch Basin, Drop Inlet, Yard Inlet, or Grate Inlet	15	LF	\$2,148.00	\$2,148.00	\$25,776.00	\$6,444.00
02550-C4-00560	Core Drill and Connect PVC or HDPE Pipe (up to 6" diameter) to Existing Storm Manhole, Catch Basin, Drop Inlet, Yard Inlet, or Grate Inlet	15	EA	\$1,074.00	\$1,074.00	\$12,888.00	\$3,222.00
02550-C4-00570	Core Drill and Connect PVC or HDPE Pipe (8" to 15" diameter) to Existing Storm Manhole, Catch Basin, Drop Inlet, Yard Inlet, or Grate Inlet	15	EA	\$1,611.00	\$1,611.00	\$19,332.00	\$4,833.00
02550-C4-00580	BID ITEM DELETED	-	-				

## BID TAB

ITB NO. 19-112 - ITB

Item ID	Description	Quantity	Unit	Unit Price	Total Price	Subtotal	Subtotal
02550-C4-00590	BID ITEM DELETED	-	-				
02550-C4-00600	Storm Manhole, Catch Basin, Drop Inlet, Yard Inlet, or Grate Inlet, Remove	15	EA	\$1,611.00	\$1,611.00	\$19,332.00	\$4,833.00
02550-C4-00610	Storm Manhole, Catch Basin, Drop Inlet, Yard Inlet, or Grate Inlet, Abandon.	15	EA	\$1,074.00	\$1,074.00	\$12,888.00	\$3,222.00
02550-C4-00620	15" Pipe, RCP Class III, In Place Up to 6' Deep	750	LF	\$161.10	\$161.10	\$96,660.00	\$24,165.00
02550-C4-00630	15" Pipe, RCP Class III, In Place 6' to 8' Deep	150	LF	\$187.95	\$187.95	\$22,554.00	\$5,638.50
02550-C4-00640	18" Pipe, RCP Class III, In Place Up to 6' Deep	450	LF	\$171.84	\$171.84	\$61,862.40	\$15,465.60
02550-C4-00650	18" Pipe, RCP Class III, In Place 6' to 9' Deep	75	LF	\$209.43	\$209.43	\$12,565.80	\$3,141.45
02550-C4-00660	21" Pipe, RCP Class III, In Place Up to 6' Deep	300	LF	\$187.95	\$187.95	\$45,108.00	\$11,277.00
02550-C4-00670	21" Pipe, RCP Class III, In Place 6' to 10' Deep	75	LF	\$241.65	\$241.65	\$14,499.00	\$3,624.75
02550-C4-00680	24" Pipe, RCP Class III, In Place Up to 6' Deep	150	LF	\$209.43	\$209.43	\$25,131.60	\$6,282.90
02550-C4-00690	24" Pipe, RCP Class III, In Place 6' to 11' Deep	40	LF	\$263.13	\$263.13	\$8,420.16	\$2,105.04
02550-C4-00700	27" Pipe, RCP Class III, In Place Up to 6' Deep	150	LF	\$214.80	\$214.80	\$25,776.00	\$6,444.00
02550-C4-00710	27" Pipe, RCP Class III, In Place 6' to 11' Deep	40	LF	\$268.50	\$268.50	\$8,592.00	\$2,148.00
02550-C4-00720	30" Pipe, RCP Class III, In Place Up to 6' Deep	150	LF	\$225.54	\$225.54	\$27,064.80	\$6,766.20
02550-C4-00730	30" Pipe, RCP Class III, In Place 6' to 12' Deep	40	LF	\$268.50	\$268.50	\$8,592.00	\$2,148.00
02550-C4-00740	33" Pipe, RCP Class III, In Place Up to 6' Deep	75	LF	\$209.43	\$209.43	\$12,565.80	\$3,141.45
02550-C4-00750	33" Pipe, RCP Class III, In Place 6' to 12' Deep	15	LF	\$241.65	\$241.65	\$2,899.80	\$724.95
02550-C4-00760	36" Pipe, RCP Class III, In Place Up to 6' Deep	75	LF	\$263.13	\$263.13	\$15,787.80	\$3,946.95
02550-C4-00770	36" Pipe, RCP Class III, In Place 6' to 13' Deep	15	LF	\$316.83	\$316.83	\$3,801.96	\$950.49
02550-C4-00780	42" Pipe, RCP Class III, In Place Up to 6' Deep	75	LF	\$349.05	\$349.05	\$20,943.00	\$5,235.75
02550-C4-00790	42" Pipe, RCP Class III, In Place 6' to 13' Deep	15	LF	\$402.75	\$402.75	\$4,833.00	\$1,208.25
02550-C4-00800	48" Pipe, RCP Class III, In Place Up to 6' Deep	75	LF	\$424.23	\$424.23	\$25,453.80	\$6,363.45
02550-C4-00810	48" Pipe, RCP Class III, In Place 6' to 13' Deep	15	LF	\$477.93	\$477.93	\$5,735.16	\$1,433.79
02550-C4-00811	54" Pipe, RCP Class III, In Place Up to 6' Deep	75	LF	\$510.15	\$510.15	\$30,609.00	\$7,652.25
02550-C4-00812	54" Pipe, RCP Class III, In Place 6' to 13' Deep	15	LF	\$590.70	\$590.70	\$7,088.40	\$1,772.10
02550-C4-00813	60" Pipe, RCP Class III, In Place Up to 6' Deep	75	LF	\$612.18	\$612.18	\$36,730.80	\$9,182.70
02550-C4-00814	60" Pipe, RCP Class III, In Place 6' to 13' Deep	15	LF	\$698.10	\$698.10	\$8,377.20	\$2,094.30
02550-C4-00815	66" Pipe, RCP Class III, In Place Up to 6' Deep	75	LF	\$719.58	\$719.58	\$43,174.80	\$10,793.70
02550-C4-00816	66" Pipe, RCP Class III, In Place 6' to 13' Deep	15	LF	\$805.50	\$805.50	\$9,666.00	\$2,416.50
02550-C4-00817	72" Pipe, RCP Class III, In Place Up to 6' Deep	75	LF	\$805.50	\$805.50	\$48,330.00	\$12,082.50
02550-C4-00818	72" Pipe, RCP Class III, In Place 6' to 13' Deep	15	LF	\$912.90	\$912.90	\$10,954.80	\$2,738.70
02550-C4-00820	15" Pipe, RCP Class IV, In Place Up to 6' Deep	200	LF	\$161.10	\$161.10	\$25,776.00	\$6,444.00
02550-C4-00830	15" Pipe, RCP Class IV, In Place 6' to 10' Deep	40	LF	\$204.06	\$204.06	\$6,529.92	\$1,632.48
02550-C4-00840	15" Pipe, RCP Class IV, In Place 10' to 16' Deep	40	LF	\$268.50	\$268.50	\$8,592.00	\$2,148.00
02550-C4-00850	18" Pipe, RCP Class IV, In Place Up to 6' Deep	75	LF	\$187.95	\$187.95	\$11,277.00	\$2,819.25
02550-C4-00860	18" Pipe, RCP Class IV, In Place 6' to 10' Deep	40	LF	\$225.54	\$225.54	\$7,217.28	\$1,804.32
02550-C4-00870	18" Pipe, RCP Class IV, In Place 10' to 16' Deep	40	LF	\$284.61	\$284.61	\$9,107.52	\$2,276.88
02550-C4-00880	21" Pipe, RCP Class IV, In Place Up to 6' Deep	75	LF	\$198.69	\$198.69	\$11,921.40	\$2,980.35
02550-C4-00890	21" Pipe, RCP Class IV, In Place 6' to 10' Deep	40	LF	\$247.02	\$247.02	\$7,904.64	\$1,976.16
02550-C4-00900	21" Pipe, RCP Class IV, In Place 10' to 16' Deep	40	LF	\$316.83	\$316.83	\$10,138.56	\$2,534.64
02550-C4-00910	24" Pipe, RCP Class IV, In Place Up to 6' Deep	150	LF	\$214.80	\$214.80	\$25,776.00	\$6,444.00
02550-C4-00920	24" Pipe, RCP Class IV, In Place 6' to 10' Deep	40	LF	\$263.13	\$263.13	\$8,420.16	\$2,105.04
02550-C4-00930	24" Pipe, RCP Class IV, In Place 10' to 16' Deep	40	LF	\$316.83	\$316.83	\$10,138.56	\$2,534.64
02550-C4-00940	30" Pipe, RCP Class IV, In Place Up to 6' Deep	150	LF	\$230.91	\$230.91	\$27,709.20	\$6,927.30
02550-C4-00950	30" Pipe, RCP Class IV, In Place 6' to 10' Deep	40	LF	\$273.87	\$273.87	\$8,763.84	\$2,190.96
02550-C4-00960	30" Pipe, RCP Class IV, In Place 10' to 16' Deep	40	LF	\$322.20	\$322.20	\$10,310.40	\$2,577.60
02550-C4-00970	33" Pipe, RCP Class IV, In Place Up to 6' Deep	150	LF	\$230.91	\$230.91	\$27,709.20	\$6,927.30
02550-C4-00980	33" Pipe, RCP Class IV, In Place 6' to 10' Deep	40	LF	\$273.87	\$273.87	\$8,763.84	\$2,190.96
02550-C4-00990	33" Pipe, RCP Class IV, In Place 10' to 16' Deep	40	LF	\$322.20	\$322.20	\$10,310.40	\$2,577.60
02550-C4-01000	36" Pipe, RCP Class IV, In Place Up to 6' Deep	150	LF	\$268.50	\$268.50	\$32,220.00	\$8,055.00
02550-C4-01010	36" Pipe, RCP Class IV, In Place 6' to 10' Deep	40	LF	\$322.20	\$322.20	\$10,310.40	\$2,577.60
02550-C4-01020	36" Pipe, RCP Class IV, In Place 10' to 16' Deep	40	LF	\$375.90	\$375.90	\$12,028.80	\$3,007.20
02550-C4-01030	42" Pipe, RCP Class IV, In Place Up to 6' Deep	75	LF	\$375.90	\$375.90	\$22,554.00	\$5,638.50
02550-C4-01040	42" Pipe, RCP Class IV, In Place 6' to 10' Deep	15	LF	\$429.60	\$429.60	\$5,155.20	\$1,288.80
02550-C4-01050	42" Pipe, RCP Class IV, In Place 10' to 16' Deep	15	LF	\$483.30	\$483.30	\$5,799.60	\$1,449.90
02550-C4-01060	48" Pipe, RCP Class IV, In Place Up to 6' Deep	75	LF	\$445.71	\$445.71	\$26,742.60	\$6,685.65
02550-C4-01070	48" Pipe, RCP Class IV, In Place 6' to 10' Deep	15	LF	\$477.93	\$477.93	\$5,735.16	\$1,433.79
02550-C4-01080	48" Pipe, RCP Class IV, In Place 10' to 16' Deep	15	LF	\$510.15	\$510.15	\$6,121.80	\$1,530.45
02550-C4-01811	54" Pipe, RCP Class IV, In Place Up to 6' Deep	75	LF	\$537.00	\$537.00	\$32,220.00	\$8,055.00
02550-C4-01812	54" Pipe, RCP Class IV, In Place 6' to 10' Deep	15	LF	\$569.22	\$569.22	\$6,830.64	\$1,707.66
02550-C4-01813	54" Pipe, RCP Class IV, In Place 10' to 16' Deep	15	LF	\$617.55	\$617.55	\$7,410.60	\$1,852.65



## BID TAB

ITB NO. 19-112 - ITB

02550-C4-01814	60" Pipe, RCP Class IV, In Place Up to 6' Deep	75	LF	\$644.40	\$644.40	\$38,664.00	\$9,666.00
02550-C4-01815	60" Pipe, RCP Class IV, In Place 6' to 10' Deep	15	LF	\$676.62	\$676.62	\$8,119.44	\$2,029.86
02550-C4-01816	60" Pipe, RCP Class IV, In Place 10' to 16' Deep	15	LF	\$724.95	\$724.95	\$8,699.40	\$2,174.85
02550-C4-01817	66" Pipe, RCP Class IV, In Place Up to 6' Deep	75	LF	\$751.80	\$751.80	\$45,108.00	\$11,277.00
02550-C4-01818	66" Pipe, RCP Class IV, In Place 6' to 10' Deep	15	LF	\$800.13	\$800.13	\$9,601.56	\$2,400.39
02550-C4-01819	66" Pipe, RCP Class IV, In Place 10' to 16' Deep	15	LF	\$859.20	\$859.20	\$10,310.40	\$2,577.60
02550-C4-01820	72" Pipe, RCP Class IV, In Place Up to 6' Deep	75	LF	\$891.42	\$891.42	\$53,485.20	\$13,371.30
02550-C4-01821	72" Pipe, RCP Class IV, In Place 6' to 10' Deep	15	LF	\$929.01	\$929.01	\$11,148.12	\$2,787.03
02550-C4-01822	72" Pipe, RCP Class IV, In Place 10' to 16' Deep	15	LF	\$966.60	\$966.60	\$11,599.20	\$2,899.80
02550-C4-01090	<b>ARCH Pipe 18" x 11" (15" Equivalent), RCP Class III, In Place Up to 6' Deep</b>	100	LF	\$209.43	\$209.43	\$16,754.40	\$4,188.60
02550-C4-01100	<b>ARCH Pipe 18" x 11" (15" Equivalent), RCP Class IV, In Place Up to 6' Deep</b>	20	LF	\$241.65	\$241.65	\$3,866.40	\$966.60
02550-C4-01110	23" x 14" Elliptical Pipe (18" Equivalent), RCP Class III, In Place Up to 6' Deep	100	LF	\$209.43	\$209.43	\$16,754.40	\$4,188.60
02550-C4-01120	23" x 14" Elliptical Pipe (18" Equivalent), RCP Class III, In Place 6' to 10' Deep	20	LF	\$241.65	\$241.65	\$3,866.40	\$966.60
02550-C4-01130	30" x 19" Elliptical Pipe (24" Equivalent), RCP Class III, In Place Up to 6' Deep	75	LF	\$236.28	\$236.28	\$14,176.80	\$3,544.20
02550-C4-01140	30" x 19" Elliptical Pipe (24" Equivalent), RCP Class III, In Place 6' to 10' Deep	15	LF	\$268.50	\$268.50	\$3,222.00	\$805.50
02550-C4-01150	38" x 24" Elliptical Pipe (30" Equivalent), RCP Class III, In Place Up to 6' Deep	75	LF	\$295.35	\$295.35	\$17,721.00	\$4,430.25
02550-C4-01160	38" x 24" Elliptical Pipe (30" Equivalent), RCP Class III, In Place 6' to 10' Deep	15	LF	\$322.20	\$322.20	\$3,866.40	\$966.60
02550-C4-01170	45" x 29" Elliptical Pipe (36" Equivalent), RCP Class III, In Place Up to 6' Deep	75	LF	\$424.23	\$424.23	\$25,453.80	\$6,363.45
02550-C4-01180	45" x 29" Elliptical Pipe (36" Equivalent), RCP Class III, In Place 6' to 10' Deep	15	LF	\$456.45	\$456.45	\$5,477.40	\$1,369.35
02550-C4-01181	53" x 34" Elliptical Pipe (42" Equivalent), RCP Class III, In Place Up to 6' Deep	75	LF	\$510.15	\$510.15	\$30,609.00	\$7,652.25
02550-C4-01182	53" x 34" Elliptical Pipe (42" Equivalent), RCP Class III, In Place 6' to 13' Deep	15	LF	\$537.00	\$537.00	\$6,444.00	\$1,611.00
02550-C4-01183	60" x 38" Elliptical Pipe (48" Equivalent), RCP Class III, In Place Up to 6' Deep	75	LF	\$617.55	\$617.55	\$37,053.00	\$9,263.25
02550-C4-01184	60" x 38" Elliptical Pipe (48" Equivalent), RCP Class III, In Place 6' to 13' Deep	15	LF	\$644.40	\$644.40	\$7,732.80	\$1,933.20
02550-C4-01185	68" x 43" Elliptical Pipe (54" Equivalent), RCP Class III, In Place Up to 6' Deep	75	LF	\$724.95	\$724.95	\$43,497.00	\$10,874.25
02550-C4-01186	68" x 43" Elliptical Pipe (54" Equivalent), RCP Class III, In Place 6' to 13' Deep	15	LF	\$751.80	\$751.80	\$9,021.60	\$2,255.40
02550-C4-01187	76" x 48" Elliptical Pipe (60" Equivalent), RCP Class III, In Place Up to 6' Deep	75	LF	\$832.35	\$832.35	\$49,941.00	\$12,485.25
02550-C4-01188	76" x 48" Elliptical Pipe (60" Equivalent), RCP Class III, In Place 6' to 13' Deep	15	LF	\$859.20	\$859.20	\$10,310.40	\$2,577.60
02550-C4-01190	12" Pipe, HDPE, In Place Up to 6' Deep	75	LF	\$107.40	\$107.40	\$6,444.00	\$1,611.00
02550-C4-01200	12" Pipe, HDPE, In Place 6' to 13' Deep	10	LF	\$134.25	\$134.25	\$1,074.00	\$268.50
02550-C4-01210	15" Pipe, HDPE, In Place Up to 6' Deep	75	LF	\$118.14	\$118.14	\$7,088.40	\$1,772.10
02550-C4-01220	15" Pipe, HDPE, In Place 6' to 13' Deep	10	LF	\$144.99	\$144.99	\$1,159.92	\$289.98
02550-C4-01230	<b>BID ITEM DELETED</b>	-	-				
02550-C4-01240	<b>BID ITEM DELETED</b>	-	-				
02550-C4-01250	18" Pipe, HDPE, In Place Up to 6' Deep	75	LF	\$139.62	\$139.62	\$8,377.20	\$2,094.30
02550-C4-01260	18" Pipe, HDPE, In Place 6' to 13' Deep	10	LF	\$166.47	\$166.47	\$1,331.76	\$332.94
02550-C4-01270	20" Pipe, HDPE, In Place Up to 6' Deep	75	LF	\$155.73	\$155.73	\$9,343.80	\$2,335.95
02550-C4-01280	20" Pipe, HDPE, In Place 6' to 13' Deep	10	LF	\$177.21	\$177.21	\$1,417.68	\$354.42
02550-C4-01290	24" Pipe, HDPE, In Place Up to 6' Deep	75	LF	\$166.47	\$166.47	\$9,988.20	\$2,497.05
02550-C4-01300	24" Pipe, HDPE, In Place 6' to 13' Deep	10	LF	\$193.32	\$193.32	\$1,546.56	\$386.64
02550-C4-01900	<b>BID ITEM DELETED</b>	-	-				
02550-C4-01901	<b>BID ITEM DELETED</b>	-	-				
02550-C4-01902	<b>BID ITEM DELETED</b>	-	-				
02550-C4-01903	<b>BID ITEM DELETED</b>	-	-				
02550-C4-01904	30" Pipe, HDPE, In Place Up to 6' Deep	75	LF	\$187.95	\$187.95	\$11,277.00	\$2,819.25
02550-C4-01905	30" Pipe, HDPE, In Place 6' to 13' Deep	10	LF	\$214.80	\$214.80	\$1,718.40	\$429.60
02550-C4-01906	<b>BID ITEM DELETED</b>	-	-				
02550-C4-01907	<b>BID ITEM DELETED</b>	-	-				
02550-C4-01908	36" Pipe, HDPE, In Place Up to 6' Deep	75	LF	\$209.43	\$209.43	\$12,565.80	\$3,141.45
02550-C4-01909	36" Pipe, HDPE, In Place 6' to 13' Deep	10	LF	\$236.28	\$236.28	\$1,890.24	\$472.56
02550-C4-01910	42" Pipe, HDPE, In Place Up to 6' Deep	75	LF	\$268.50	\$268.50	\$16,110.00	\$4,027.50

## BID TAB

ITB NO. 19-112 - ITB

02550-C4-01911	42" Pipe, HDPE, In Place 6' to 13' Deep	10	LF	\$295.35	\$295.35	\$2,362.80	\$590.70
02550-C4-01912	48" Pipe, HDPE, In Place Up to 6' Deep	75	LF	\$306.09	\$306.09	\$18,365.40	\$4,591.35
02550-C4-01913	48" Pipe, HDPE, In Place 6' to 13' Deep	10	LF	\$332.94	\$332.94	\$2,663.52	\$665.88
02550-C4-01914	60" Pipe, HDPE, In Place Up to 6' Deep	75	LF	\$424.23	\$424.23	\$25,453.80	\$6,363.45
02550-C4-01915	60" Pipe, HDPE, In Place 6' to 13' Deep	10	LF	\$456.45	\$456.45	\$3,651.60	\$912.90
02550-C4-01302	4" Pipe, DIP (Class 52), In Place Up to 6' Deep	75	LF	\$118.14	\$118.14	\$7,088.40	\$1,772.10
02550-C4-01303	4" Pipe, DIP (Class 52), In Place 6' to 13' Deep	15	LF	\$166.47	\$166.47	\$1,997.64	\$499.41
02550-C4-01304	6" Pipe, DIP (Class 52), In Place Up to 6' Deep	75	LF	\$118.14	\$118.14	\$7,088.40	\$1,772.10
02550-C4-01305	6" Pipe, DIP (Class 52), In Place 6' to 13' Deep	15	LF	\$166.47	\$166.47	\$1,997.64	\$499.41
02550-C4-01306	8" Pipe, DIP (Class 52), In Place Up to 6' Deep	75	LF	\$134.25	\$134.25	\$8,055.00	\$2,013.75
02550-C4-01307	8" Pipe, DIP (Class 52), In Place 6' to 13' Deep	15	LF	\$187.95	\$187.95	\$2,255.40	\$563.85
02550-C4-01308	12" Pipe, DIP (Class 52), In Place Up to 6' Deep	75	LF	\$155.73	\$155.73	\$9,343.80	\$2,335.95
02550-C4-01309	12" Pipe, DIP (Class 52), In Place 6' to 13' Deep	15	LF	\$204.06	\$204.06	\$2,448.72	\$612.18
02550-C4-01310	16" Pipe, DIP (Class 52), In Place Up to 6' Deep	75	LF	\$177.21	\$177.21	\$10,632.60	\$2,658.15
02550-C4-01320	16" Pipe, DIP (Class 52), In Place 6' to 13' Deep	15	LF	\$230.91	\$230.91	\$2,770.92	\$692.73
02550-C4-01330	18" Pipe, DIP (Class 52), In Place Up to 6' Deep	75	LF	\$204.06	\$204.06	\$12,243.60	\$3,060.90
02550-C4-01340	18" Pipe, DIP (Class 52), In Place 6' to 13' Deep	15	LF	\$257.76	\$257.76	\$3,093.12	\$773.28
02550-C4-01350	20" Pipe, DIP (Class 52), In Place Up to 6' Deep	75	LF	\$230.91	\$230.91	\$13,854.60	\$3,463.65
02550-C4-01360	20" Pipe, DIP (Class 52), In Place 6' to 13' Deep	15	LF	\$284.61	\$284.61	\$3,415.32	\$853.83
02550-C4-01370	24" Pipe, DIP (Class 52), In Place Up to 6' Deep	75	LF	\$257.76	\$257.76	\$15,465.60	\$3,866.40
02550-C4-01380	24" Pipe, DIP (Class 52), In Place 6' to 13' Deep	15	LF	\$311.46	\$311.46	\$3,737.52	\$934.38
02550-C4-01390	30" Pipe, DIP (Class 52), In Place Up to 6' Deep	75	LF	\$306.09	\$306.09	\$18,365.40	\$4,591.35
02550-C4-01400	30" Pipe, DIP (Class 52), In Place 6' to 13' Deep	15	LF	\$359.79	\$359.79	\$4,317.48	\$1,079.37
02550-C4-01500	8" Pipe, DIP (CLASS 56), In Place Up to 6' Deep	75	LF	\$134.25	\$134.25	\$8,055.00	\$2,013.75
02550-C4-01510	8" Pipe, DIP (CLASS 56), In Place 6' to 13' Deep	15	LF	\$187.95	\$187.95	\$2,255.40	\$563.85
02550-C4-01520	10" Pipe, DIP (CLASS 56), In Place Up to 6' Deep	75	LF	\$144.99	\$144.99	\$8,699.40	\$2,174.85
02550-C4-01530	10" Pipe, DIP (CLASS 56), In Place 6' to 13' Deep	15	LF	\$198.69	\$198.69	\$2,384.28	\$596.07
02550-C4-01540	12" Pipe, DIP (CLASS 56), In Place Up to 6' Deep	75	LF	\$166.47	\$166.47	\$9,988.20	\$2,497.05
02550-C4-01550	12" Pipe, DIP (CLASS 56), In Place 6' to 13' Deep	15	LF	\$214.80	\$214.80	\$2,577.60	\$644.40
02550-C4-01560	14" Pipe, DIP (CLASS 56), In Place Up to 6' Deep	75	LF	\$177.21	\$177.21	\$10,632.60	\$2,658.15
02550-C4-01570	14" Pipe, DIP (CLASS 56), In Place 6' to 13' Deep	15	LF	\$230.91	\$230.91	\$2,770.92	\$692.73
02550-C4-01580	16" Pipe, DIP (CLASS 56), In Place Up to 6' Deep	75	LF	\$198.69	\$198.69	\$11,921.40	\$2,980.35
02550-C4-01590	16" Pipe, DIP (CLASS 56), In Place 6' to 13' Deep	15	LF	\$252.39	\$252.39	\$3,028.68	\$757.17
02550-C4-01600	18" Pipe, DIP (CLASS 56), In Place Up to 6' Deep	75	LF	\$225.54	\$225.54	\$13,532.40	\$3,383.10
02550-C4-01610	18" Pipe, DIP (CLASS 56), In Place 6' to 13' Deep	15	LF	\$279.24	\$279.24	\$3,350.88	\$837.72
02550-C4-01620	20" Pipe, DIP (CLASS 56), In Place Up to 6' Deep	75	LF	\$252.39	\$252.39	\$15,143.40	\$3,785.85
02550-C4-01630	20" Pipe, DIP (CLASS 56), In Place 6' to 13' Deep	15	LF	\$306.09	\$306.09	\$3,673.08	\$918.27
02550-C4-01640	24" Pipe, DIP (CLASS 56), In Place Up to 6' Deep	75	LF	\$295.35	\$295.35	\$17,721.00	\$4,430.25
02550-C4-01650	24" Pipe, DIP (CLASS 56), In Place 6' to 13' Deep	15	LF	\$349.05	\$349.05	\$4,188.60	\$1,047.15
02550-C4-01412	4" Pipe, PVC ( Schedule 40 or SDR 35) in Place up to 6' Deep	100	LF	\$75.18	\$75.18	\$6,014.40	\$1,503.60
02550-C4-01411	6" Pipe, PVC ( Schedule 40 or SDR 35) in Place up to 6' Deep	200	LF	\$85.92	\$85.92	\$13,747.20	\$3,436.80
02550-C4-01410	8" Pipe, PVC ( Schedule 40 or SDR 35), In Place up to 6' Deep	200	LF	\$91.29	\$91.29	\$14,606.40	\$3,651.60
02500-C4-02000	15" Polypropylene Pipe, In Place Up to 6' Deep	75	LF	\$123.51	\$123.51	\$7,410.60	\$1,852.65
02500-C4-02010	15" Polypropylene Pipe, In Place 6' to 10' Deep	15	LF	\$150.36	\$150.36	\$1,804.32	\$451.08
02500-C4-02020	15" Polypropylene Pipe, In Place 10' to 16' Deep	15	LF	\$177.21	\$177.21	\$2,126.52	\$531.63
02500-C4-02030	18" Polypropylene Pipe, In Place Up to 6' Deep	75	LF	\$144.99	\$144.99	\$8,699.40	\$2,174.85
02500-C4-02040	18" Polypropylene Pipe, In Place 6' to 10' Deep	15	LF	\$171.84	\$171.84	\$2,062.08	\$515.52
02500-C4-02050	18" Polypropylene Pipe, In Place 10' to 16' Deep	15	LF	\$198.69	\$198.69	\$2,384.28	\$596.07
02500-C4-02060	24" Polypropylene Pipe, In Place Up to 6' Deep	75	LF	\$171.84	\$171.84	\$10,310.40	\$2,577.60
02500-C4-02070	24" Polypropylene Pipe, In Place 6' to 10' Deep	15	LF	\$198.69	\$198.69	\$2,384.28	\$596.07
02500-C4-02080	24" Polypropylene Pipe, In Place 10' to 16' Deep	15	LF	\$225.54	\$225.54	\$2,706.48	\$676.62
02500-C4-02090	30" Polypropylene Pipe, In Place Up to 6' Deep	75	LF	\$193.32	\$193.32	\$11,599.20	\$2,899.80
02500-C4-02100	30" Polypropylene Pipe, In Place 6' to 10' Deep	15	LF	\$214.80	\$214.80	\$2,577.60	\$644.40
02500-C4-02110	30" Polypropylene Pipe, In Place 10' to 16' Deep	15	LF	\$241.65	\$241.65	\$2,899.80	\$724.95
02500-C4-02120	36" Polypropylene Pipe, In Place Up to 6' Deep	40	LF	\$209.43	\$209.43	\$6,701.76	\$1,675.44
02500-C4-02130	36" Polypropylene Pipe, In Place 6' to 10' Deep	10	LF	\$236.28	\$236.28	\$1,890.24	\$472.56
02500-C4-02140	36" Polypropylene Pipe, In Place 10' to 16' Deep	10	LF	\$263.13	\$263.13	\$2,105.04	\$526.26
02500-C4-02150	42" Polypropylene Pipe, In Place Up to 6' Deep	30	LF	\$252.39	\$252.39	\$6,057.36	\$1,514.34
02500-C4-02160	42" Polypropylene Pipe, In Place 6' to 10' Deep	10	LF	\$279.24	\$279.24	\$2,233.92	\$558.48
02500-C4-02170	42" Polypropylene Pipe, In Place 10' to 16' Deep	10	LF	\$306.09	\$306.09	\$2,448.72	\$612.18
02500-C4-02180	48" Polypropylene Pipe, In Place Up to 6' Deep	30	LF	\$332.94	\$332.94	\$7,990.56	\$1,997.64

## BID TAB

ITB NO. 19-112 - ITB

02500-C4-02190	48" Polypropylene Pipe, In Place 6' to 10' Deep	10	LF	\$359.79	\$359.79	\$2,878.32	\$719.58
02500-C4-02200	48" Polypropylene Pipe, In Place 10' to 16' Deep	10	LF	\$381.27	\$381.27	\$3,050.16	\$762.54
02500-C4-02210	60" Polypropylene Pipe, In Place Up to 6' Deep	30	LF	\$402.75	\$402.75	\$9,666.00	\$2,416.50
02500-C4-02220	60" Polypropylene Pipe, In Place 6' to 10' Deep	10	LF	\$429.60	\$429.60	\$3,436.80	\$859.20
02500-C4-02230	60" Polypropylene Pipe, In Place 10' to 16' Deep	10	LF	\$467.19	\$467.19	\$3,737.52	\$934.38
02500-C4-03220	4'x4' single box culvert (Fills to 25')- VDOT Road and Bridge Standards - Section 1000	20	LF	\$912.90	\$912.90	\$14,606.40	\$3,651.60
02500-C4-03230	5'x5' single box culvert (Fills to 25')- VDOT Road and Bridge Standards - Section 1000	20	LF	\$1,127.70	\$1,127.70	\$18,043.20	\$4,510.80
02500-C4-03240	6'x6' single box culvert (Fills to 25')- VDOT Road and Bridge Standards - Section 1000	20	LF	\$1,342.50	\$1,342.50	\$21,480.00	\$5,370.00
02500-C4-03250	8'x8' single box culvert (Fills to 25')- VDOT Road and Bridge Standards - Section 1000	20	LF	\$1,503.60	\$1,503.60	\$24,057.60	\$6,014.40
02500-C4-03260	10'x10' single box culvert (Fills to 25')- VDOT Road and Bridge Standards - Section 1000	20	LF	\$2,040.60	\$2,040.60	\$32,649.60	\$8,162.40
02500-C4-03270	12'x6' single box culvert (Fills to 25')- VDOT Road and Bridge Standards - Section 1000	20	LF	\$2,255.40	\$2,255.40	\$36,086.40	\$9,021.60
02500-C4-03280	12'x8' single box culvert (Fills to 25')- VDOT Road and Bridge Standards - Section 1000	20	LF	\$2,416.50	\$2,416.50	\$38,664.00	\$9,666.00
02500-C4-03290	12'x10' single box culvert (Fills to 25')- VDOT Road and Bridge Standards - Section 1000	20	LF	\$2,792.40	\$2,792.40	\$44,678.40	\$11,169.60
02500-C4-03300	12'x12' single box culvert (Fills to 25')- VDOT Road and Bridge Standards - Section 1000	20	LF	\$3,544.20	\$3,544.20	\$56,707.20	\$14,176.80
02500-C4-03310	4'x4' double box culvert (Fills to 25')- VDOT Road and Bridge Standards - Section 1000	20	LF	\$1,557.30	\$1,557.30	\$24,916.80	\$6,229.20
02500-C4-03320	5'x5' double box culvert (Fills to 25')- VDOT Road and Bridge Standards - Section 1000	20	LF	\$2,040.60	\$2,040.60	\$32,649.60	\$8,162.40
02500-C4-03330	6'x6' double box culvert (Fills to 25')- VDOT Road and Bridge Standards - Section 1000	20	LF	\$2,470.20	\$2,470.20	\$39,523.20	\$9,880.80
02500-C4-03340	8'x8' double box culvert (Fills to 25')- VDOT Road and Bridge Standards - Section 1000	20	LF	\$2,792.40	\$2,792.40	\$44,678.40	\$11,169.60
02500-C4-03350	10'x10' double box culvert (Fills to 25')- VDOT Road and Bridge Standards - Section 1000	20	LF	\$3,973.80	\$3,973.80	\$63,580.80	\$15,895.20
02500-C4-03360	4'x4' triple box culvert (Fills to 25')- VDOT Road and Bridge Standards - Section 1000	20	LF	\$2,416.50	\$2,416.50	\$38,664.00	\$9,666.00
02500-C4-03370	5'x5' triple box culvert (Fills to 25')- VDOT Road and Bridge Standards - Section 1000	20	LF	\$3,007.20	\$3,007.20	\$48,115.20	\$12,028.80
02500-C4-03380	6'x6' triple box culvert (Fills to 25')- VDOT Road and Bridge Standards - Section 1000	20	LF	\$3,651.60	\$3,651.60	\$58,425.60	\$14,606.40
02500-C4-03390	8'x8' triple box culvert (Fills to 25')- VDOT Road and Bridge Standards - Section 1000	20	LF	\$4,188.60	\$4,188.60	\$67,017.60	\$16,754.40
02500-C4-03400	10'x10' triple box culvert (Fills to 25')- VDOT Road and Bridge Standards - Section 1000	20	LF	\$6,014.40	\$6,014.40	\$96,230.40	\$24,057.60
02500-C4-03410	Standard wing for 4' high box culvert ( 1 side only)- VDOT Road and Bridge Standards - Section 1000	4	EA	\$1,342.50	\$1,342.50	\$4,296.00	\$1,074.00
02500-C4-03420	Standard wing for 5' high box culvert ( 1 side only)- VDOT Road and Bridge Standards - Section 1000	4	EA	\$1,449.90	\$1,449.90	\$4,639.68	\$1,159.92
02500-C4-03430	Standard wing for 6' high box culvert ( 1 side only)- VDOT Road and Bridge Standards - Section 1000	4	EA	\$1,825.80	\$1,825.80	\$5,842.56	\$1,460.64
02500-C4-03440	Standard wing for 8' high box culvert ( 1 side only)- VDOT Road and Bridge Standards - Section 1000	4	EA	\$3,168.30	\$3,168.30	\$10,138.56	\$2,534.64
02500-C4-03450	Standard wing for 10' high box culvert ( 1 side only)- VDOT Road and Bridge Standards - Section 1000	4	EA	\$4,296.00	\$4,296.00	\$13,747.20	\$3,436.80
02500-C4-03460	Standard wing for 12'x6' box culvert - VDOT Road and Bridge Standards - Section 1000	4	EA	\$4,940.40	\$4,940.40	\$15,809.28	\$3,952.32
02500-C4-03470	Standard wing for 12'x8' box culvert - VDOT Road and Bridge Standards - Section 1000	4	EA	\$5,047.80	\$5,047.80	\$16,152.96	\$4,038.24
02500-C4-03480	Standard wing for 12'x10' box culvert - VDOT Road and Bridge Standards - Section 1000	4	EA	\$5,370.00	\$5,370.00	\$17,184.00	\$4,296.00
02500-C4-03490	Standard wing for 12'x12' box culvert - VDOT Road and Bridge Standards - Section 1000	4	EA	\$5,907.00	\$5,907.00	\$18,902.40	\$4,725.60
02500-C4-02300	Standard Endwall for pipe culverts 15" circular (VDOT standard EW-1)	4	EA	\$1,288.80	\$1,288.80	\$4,124.16	\$1,031.04
02500-C4-02310	Standard Endwall for pipe culverts 18" circular (VDOT standard EW-1)	4	EA	\$1,396.20	\$1,396.20	\$4,467.84	\$1,116.96
02500-C4-02320	Standard Endwall for pipe culverts 24" circular (VDOT standard EW-1)	4	EA	\$2,040.60	\$2,040.60	\$6,529.92	\$1,632.48
02500-C4-02330	Standard Endwall for pipe culverts 30" circular (VDOT standard EW-1)	4	EA	\$2,577.60	\$2,577.60	\$8,248.32	\$2,062.08
02500-C4-02340	Standard Endwall for pipe culverts 36" circular (VDOT standard EW-1)	4	EA	\$3,759.00	\$3,759.00	\$12,028.80	\$3,007.20
02500-C4-02500	Standard Endwall for pipe culverts 42" circular (VDOT standard EW-2)	4	EA	\$6,981.00	\$6,981.00	\$22,339.20	\$5,584.80

02500-C4-02510	Standard Endwall for pipe culverts 48" circular (VDOT standard EW-2)	4	EA	\$8,592.00	\$8,592.00	\$27,494.40	\$6,873.60
02500-C4-02520	Standard Endwall for pipe culverts 54" circular (VDOT standard EW-2)	2	EA	\$10,203.00	\$10,203.00	\$16,324.80	\$4,081.20
02500-C4-02530	Standard Endwall for pipe culverts 60" circular (VDOT standard EW-2)	2	EA	\$11,814.00	\$11,814.00	\$18,902.40	\$4,725.60
02500-C4-02540	Standard Endwall for pipe culverts 72" circular (VDOT standard EW-2)	1	EA	\$13,425.00	\$13,425.00	\$10,740.00	\$2,685.00
02500-C4-02550	Standard Endwall for pipe culverts 84" circular (VDOT standard EW-2)	1	EA	\$14,499.00	\$14,499.00	\$11,599.20	\$2,899.80
02500-C4-02350	Precast Endwall for pipe culverts 15" circular (VDOT standard EW-1PC)	4	EA	\$1,288.80	\$1,288.80	\$4,124.16	\$1,031.04
02500-C4-02360	Precast Endwall for pipe culverts 18" circular (VDOT standard EW-1PC)	4	EA	\$1,396.20	\$1,396.20	\$4,467.84	\$1,116.96
02500-C4-02370	Precast Endwall for pipe culverts 24" circular (VDOT standard EW-1PC)	4	EA	\$2,040.60	\$2,040.60	\$6,529.92	\$1,632.48
02500-C4-02380	Precast Endwall for pipe culverts 30" circular (VDOT standard EW-1PC)	4	EA	\$2,577.60	\$2,577.60	\$8,248.32	\$2,062.08
02500-C4-02390	Precast Endwall for pipe culverts 36" circular (VDOT standard EW-1PC)	4	EA	\$3,759.00	\$3,759.00	\$12,028.80	\$3,007.20
02500-C4-02560	Precast Endwall for pipe culverts 42" circular (VDOT standard EW-2PC)	4	EA	\$6,981.00	\$6,981.00	\$22,339.20	\$5,584.80
02500-C4-02570	Precast Endwall for pipe culverts 48" circular (VDOT standard EW-2PC)	4	EA	\$8,592.00	\$8,592.00	\$27,494.40	\$6,873.60
02500-C4-02580	Precast Endwall for pipe culverts 54" circular (VDOT standard EW-2PC)	2	EA	\$10,203.00	\$10,203.00	\$16,324.80	\$4,081.20
02500-C4-02590	Precast Endwall for pipe culverts 60" circular (VDOT standard EW-2PC)	1	EA	\$11,814.00	\$11,814.00	\$9,451.20	\$2,362.80
02500-C4-02600	Precast Endwall for pipe culverts 72" circular (VDOT standard EW-2PC)	1	EA	\$13,425.00	\$13,425.00	\$10,740.00	\$2,685.00
02500-C4-02610	Precast Endwall for pipe culverts 84" circular (VDOT standard EW-2PC)	1	EA	\$14,499.00	\$14,499.00	\$11,599.20	\$2,899.80
02500-C4-02400	Standard Endwall for pipe culverts 23"x14" (18" circular equivalent) elliptical pipe (VDOT standard EW-2A)	4	EA	\$4,296.00	\$4,296.00	\$13,747.20	\$3,436.80
02500-C4-02410	Standard Endwall for pipe culverts 30"x19" (24" circular equivalent) elliptical pipe (VDOT standard EW-2A)	4	EA	\$5,262.60	\$5,262.60	\$16,840.32	\$4,210.08
02500-C4-02420	Standard Endwall for pipe culverts 38"x24" (30" circular equivalent) elliptical pipe (VDOT standard EW-2A)	4	EA	\$5,907.00	\$5,907.00	\$18,902.40	\$4,725.60
02500-C4-02430	Standard Endwall for pipe culverts 45"x29" (36" circular equivalent) elliptical pipe (VDOT standard EW-2A)	4	EA	\$6,981.00	\$6,981.00	\$22,339.20	\$5,584.80
02500-C4-02440	Standard Endwall for pipe culverts 53"x34" (42" circular equivalent) elliptical pipe (VDOT standard EW-2A) Standard Endwall for pipe culverts 53"x34" (42" circular equivalent) elliptical pipe (VDOT standard EW-2A)	4	EA	\$8,484.60	\$8,484.60	\$27,150.72	\$6,787.68
02500-C4-02620	Standard Endwall for pipe culverts 60"x38" (48" circular equivalent) elliptical pipe (VDOT standard EW-2A)	4	EA	\$9,666.00	\$9,666.00	\$30,931.20	\$7,732.80
02500-C4-02450	Precast Endwall for pipe culverts 23"x14" (18" circular equivalent) elliptical pipe (VDOT standard EW-2APC)	4	EA	\$4,296.00	\$4,296.00	\$13,747.20	\$3,436.80
02500-C4-02460	Precast Endwall for pipe culverts 30"x19" (24" circular equivalent) elliptical pipe (VDOT standard EW-2APC)	4	EA	\$5,262.60	\$5,262.60	\$16,840.32	\$4,210.08
02500-C4-02470	Precast Endwall for pipe culverts 38"x24" (30" circular equivalent) elliptical pipe (VDOT standard EW-2APC)	4	EA	\$5,907.00	\$5,907.00	\$18,902.40	\$4,725.60
02500-C4-02480	Precast Endwall for pipe culverts 45"x29" (36" circular equivalent) elliptical pipe (VDOT standard EW-2APC)	4	EA	\$6,981.00	\$6,981.00	\$22,339.20	\$5,584.80
02500-C4-02490	Precast Endwall for pipe culverts 53"x34" (42" circular equivalent) elliptical pipe (VDOT standard EW-2APC)	2	EA	\$8,484.60	\$8,484.60	\$13,575.36	\$3,393.84
02500-C4-02630	Precast Endwall for pipe culverts 60"x38" (48" circular equivalent) elliptical pipe (VDOT standard EW-2APC)	2	EA	\$9,666.00	\$9,666.00	\$15,465.60	\$3,866.40
02500-C4-02640	Flared end-section for 12" concrete pipe culvert (VDOT standard ES-1)	4	EA	\$859.20	\$859.20	\$2,749.44	\$687.36
02500-C4-02650	Flared end-section for 15" concrete pipe culvert (VDOT standard ES-1)	4	EA	\$1,020.30	\$1,020.30	\$3,264.96	\$816.24
02500-C4-02660	Flared end-section for 18" concrete pipe culvert (VDOT standard ES-1)	4	EA	\$1,288.80	\$1,288.80	\$4,124.16	\$1,031.04
02500-C4-02670	Flared end-section for 21" concrete pipe culvert (VDOT standard ES-1)	4	EA	\$1,503.60	\$1,503.60	\$4,811.52	\$1,202.88
02500-C4-02680	Flared end-section for 24" concrete pipe culvert (VDOT standard ES-1)	4	EA	\$1,664.70	\$1,664.70	\$5,327.04	\$1,331.76
02500-C4-02690	Flared end-section for 27" concrete pipe culvert (VDOT standard ES-1)	4	EA	\$1,879.50	\$1,879.50	\$6,014.40	\$1,503.60
02500-C4-02700	Flared end-section for 30" concrete pipe culvert (VDOT standard ES-1)	4	EA	\$2,148.00	\$2,148.00	\$6,873.60	\$1,718.40
02500-C4-02710	Flared end-section for 36" concrete pipe culvert (VDOT standard ES-1)	4	EA	\$2,685.00	\$2,685.00	\$8,592.00	\$2,148.00

## BID TAB

ITB NO. 19-112 - ITB

02500-C4-02720	Flared end-section for 42" concrete pipe culvert (VDOT standard ES-1)	2	EA	\$3,222.00	\$3,222.00	\$5,155.20	\$1,288.80
02500-C4-02730	Flared end-section for 48" concrete pipe culvert (VDOT standard ES-1)	2	EA	\$3,759.00	\$3,759.00	\$6,014.40	\$1,503.60
02500-C4-02740	Flared end-section for 54" concrete pipe culvert (VDOT standard ES-1)	1	EA	\$4,564.50	\$4,564.50	\$3,651.60	\$912.90
02500-C4-02750	Flared end-section for 60" concrete pipe culvert (VDOT standard ES-1)	1	EA	\$5,370.00	\$5,370.00	\$4,296.00	\$1,074.00
02500-C4-02760	Flared end-section for 23"x14" elliptical concrete pipe culvert (VDOT standard ES-1A)	4	EA	\$2,685.00	\$2,685.00	\$8,592.00	\$2,148.00
02500-C4-02770	Flared end-section for 30"x19" elliptical concrete pipe culvert (VDOT standard ES-1A)	4	EA	\$3,490.50	\$3,490.50	\$11,169.60	\$2,792.40
02500-C4-02780	Flared end-section for 38"x24" elliptical concrete pipe culvert (VDOT standard ES-1A)	4	EA	\$4,833.00	\$4,833.00	\$15,465.60	\$3,866.40
02500-C4-02790	Flared end-section for 45"x29" elliptical concrete pipe culvert (VDOT standard ES-1A)	2	EA	\$5,907.00	\$5,907.00	\$9,451.20	\$2,362.80
02500-C4-02800	Flared end-section for 53"x34" elliptical concrete pipe culvert (VDOT standard ES-1A)	1	EA	\$6,444.00	\$6,444.00	\$5,155.20	\$1,288.80
02500-C4-02810	Flared end-section for 60"x38" elliptical concrete pipe culvert (VDOT standard ES-1A)	1	EA	\$6,981.00	\$6,981.00	\$5,584.80	\$1,396.20
02500-C4-02840	Junction Box, Pre-Cast for 48" pipe culvert(VDOT standard JB-1), In Place	50	VF	\$1,611.00	\$1,611.00	\$64,440.00	\$16,110.00
02500-C4-02830	Junction Box, Pre-Cast for 12" to 36" Dia pipe culvert(VDOT standard JB-1), In Place	50	VF	\$1,342.50	\$1,342.50	\$53,700.00	\$13,425.00
02500-C4-02850	Junction Box, Pre-Cast for 54" pipe culvert(VDOT standard JB-1), In Place	40	VF	\$1,879.50	\$1,879.50	\$60,144.00	\$15,036.00
02500-C4-02860	Junction Box, Pre-Cast for 60" pipe culvert(VDOT standard JB-1), In Place	20	VF	\$2,040.60	\$2,040.60	\$32,649.60	\$8,162.40
02500-C4-02870	Junction Box, Pre-Cast for 66" pipe culvert(VDOT standard JB-1), In Place	20	VF	\$2,148.00	\$2,148.00	\$34,368.00	\$8,592.00
02500-C4-02880	Junction Box, Pre-Cast for 72" pipe culvert(VDOT standard JB-1), In Place	20	VF	\$2,255.40	\$2,255.40	\$36,086.40	\$9,021.60
02500-C4-02831	Junction Box, Cast in place for 12" to 36" Dia pipe culvert(VDOT standard JB-1), In Place	20	VF	\$1,611.00	\$1,611.00	\$25,776.00	\$6,444.00
02500-C4-02890	Junction Box, Cast in place, for 48" pipe culvert(VDOT standard JB-1), In Place	20	VF	\$1,879.50	\$1,879.50	\$30,072.00	\$7,518.00
02500-C4-02900	Junction Box, Cast in place, for 54" pipe culvert(VDOT standard JB-1), In Place	10	VF	\$2,040.60	\$2,040.60	\$16,324.80	\$4,081.20
02500-C4-03000	Junction Box, Cast in place, for 60" pipe culvert(VDOT standard JB-1), In Place	10	VF	\$2,148.00	\$2,148.00	\$17,184.00	\$4,296.00
02500-C4-03100	Junction Box, Cast in place, for 66" pipe culvert(VDOT standard JB-1), In Place	10	VF	\$2,255.40	\$2,255.40	\$18,043.20	\$4,510.80
02500-C4-03110	Junction Box, Cast in place, for 72" pipe culvert(VDOT standard JB-1), In Place	10	VF	\$2,416.50	\$2,416.50	\$19,332.00	\$4,833.00
02500-C4-03150	Standard paved flume for 12" pipe (VDOT standard PG-4)	5	SY	\$161.10	\$161.10	\$644.40	\$161.10
02500-C4-03160	Standard paved flume for 15" pipe (VDOT standard PG-4)	5	SY	\$161.10	\$161.10	\$644.40	\$161.10
02500-C4-03170	Standard paved flume for 18" pipe (VDOT standard PG-4)	5	SY	\$161.10	\$161.10	\$644.40	\$161.10
02500-C4-03180	Standard paved flume for 21" pipe (VDOT standard PG-4)	5	SY	\$161.10	\$161.10	\$644.40	\$161.10
02500-C4-03190	Standard paved flume for 24" pipe (VDOT standard PG-4)	5	SY	\$161.10	\$161.10	\$644.40	\$161.10
02500-C4-03200	Standard Energy dissipator for use with paved flumes (VDOT standard EG-1, 1A)	15	CY	\$1,611.00	\$1,611.00	\$19,332.00	\$4,833.00
02500-C4-03210	Precast energy dissipator (VDOT standard EG-1, 1A PC)	5	CY	\$1,611.00	\$1,611.00	\$6,444.00	\$1,611.00
02500-C4-03510	Cast in place stormwater management drainage structure (VDOT standard SWM-1)	4	EA	\$16,915.50	\$16,915.50	\$54,129.60	\$13,532.40
02500-C4-03520	Precast stormwater management drainage structure (VDOT standard SWM-1)	2	EA	\$14,499.00	\$14,499.00	\$23,198.40	\$5,799.60
02500-C4-01420	Underdrain, Standard VDOT UD-1	450	LF	\$42.96	\$42.96	\$15,465.60	\$3,866.40
02500-C4-01430	Underdrain, Standard VDOT UD-2	200	LF	\$42.96	\$42.96	\$6,873.60	\$1,718.40
02500-C4-01440	Underdrain, Standard VDOT UD-4	200	LF	\$42.96	\$42.96	\$6,873.60	\$1,718.40
02500-C4-01470	Endwall for Pipe Underdrain (VDOT Standard EW-12)	1	EA	\$805.50	\$805.50	\$644.40	\$161.10
02500-C4-01450	Combined Underdrain CD-1	200	LF	\$42.96	\$42.96	\$6,873.60	\$1,718.40
02500-C4-01460	Combined Underdrain CD-2	200	LF	\$42.96	\$42.96	\$6,873.60	\$1,718.40
02500-C4-03120	Paved ditch (VDOT standard PG-2A)	5	SY	\$134.25	\$134.25	\$537.00	\$134.25
02500-C4-03130	Paved ditch (VDOT standard PG-5)	5	SY	\$134.25	\$134.25	\$537.00	\$134.25
02500-C4-03140	Sodded ditch including fine grading	50	SY	\$26.85	\$26.85	\$1,074.00	\$268.50
02500-C4-03500	Cleaning with Video inspection, 4" to 24" Existing Storm/Sanitary, Pipes and Manholes	400	LF	\$13.43	\$13.43	\$4,296.00	\$1,074.00
02500-C4-03501	Cleaning with Video inspection, 24" to 48" Existing Storm/Sanitary, Pipes and Manholes	300	LF	\$18.80	\$18.80	\$4,510.80	\$1,127.70

**BID TAB****ITB NO. 19-112 - ITB**

02550-C4-01480	Abandon storm pipe in place Including capping all open ends and completely filling sewer with flowable fill (All material types, sizes and depths)	250	LF	\$26.85	\$26.85	\$5,370.00	\$1,342.50
<b>SUBTOTAL</b>						<b>\$7,987,101.72</b>	<b>\$1,997,903.13</b>

**C5 GUARDRAIL**

05500-C5-00010	Guardrail VDOT GR-2	25	LF	\$59.07	\$59.07	\$1,181.40	\$295.35
05500-C5-00020	Guardrail VDOT GR-2A	25	LF	\$59.07	\$59.07	\$1,181.40	\$295.35
05500-C5-00030	Guardrail VDOT GR-2, 7' post	25	LF	\$64.44	\$64.44	\$1,288.80	\$322.20
05500-C5-00040	Guardrail VDOT GR-2, 8' post	25	LF	\$64.44	\$64.44	\$1,288.80	\$322.20
05500-C5-00050	Guardrail Terminal Treatment, VDOT GR-6	10	LF	\$80.55	\$80.55	\$644.40	\$161.10
05500-C5-00060	Guardrail Terminal Installation Site Preparation, VDOT GR-7	5	EA	\$1,557.30	\$1,557.30	\$6,229.20	\$1,557.30
05500-C5-00070	Guardrail End Terminal Treatment, VDOT GR-11	5	EA	\$1,342.50	\$1,342.50	\$5,370.00	\$1,342.50
05500-C5-00080	Fixed Object Attachment , VDOT GR-FOA-1	10	EA	\$4,027.50	\$4,027.50	\$32,220.00	\$8,055.00
05500-C5-00090	Fixed Object Attachment , VDOT GR-FOA-2	10	EA	\$4,027.50	\$4,027.50	\$32,220.00	\$8,055.00
05500-C5-00100	Remove existing Guardrail (All types)	25	LF	\$10.74	\$10.74	\$214.80	\$53.70
05500-C5-00110	Reset existing Guardrail (All types)	25	LF	\$48.33	\$48.33	\$966.60	\$241.65
<b>SUBTOTAL</b>						<b>\$82,805.40</b>	<b>\$20,701.35</b>

**C6 WATERMAIN WORK**

02550-C6-01000	36-Inch Water Main, DIP CL-52, Upto 6' Deep	20	LF	\$429.60	\$472.56	\$6,873.60	\$1,890.24
02550-C6-01010	36-Inch Water Main, DIP CL-52, > 6' Deep	10	LF	\$483.30	\$531.63	\$3,866.40	\$1,063.26
02550-C6-01020	30-Inch Water Main, DIP CL-52, Upto 6' Deep	20	LF	\$375.90	\$424.23	\$6,014.40	\$1,696.92
02550-C6-01030	30-Inch Water Main, DIP CL-52, > 6' Deep	10	LF	\$424.23	\$477.93	\$3,393.84	\$955.86
02550-C6-01040	24-Inch Water Main, DIP CL-52, Upto 6' Deep	25	LF	\$322.20	\$349.05	\$6,444.00	\$1,745.25
02550-C6-01050	24-Inch Water Main, DIP CL-52, > 6' Deep	10	LF	\$349.05	\$381.27	\$2,792.40	\$762.54
02550-C6-01060	20-Inch Water Main, DIP CL-52, Upto 6' Deep	25	LF	\$295.35	\$322.20	\$5,907.00	\$1,611.00
02550-C6-01070	20-Inch Water Main, DIP CL-52, > 6' Deep	10	LF	\$322.20	\$349.05	\$2,577.60	\$698.10
02550-C6-01080	18-Inch Water Main, DIP CL-52, Upto 6' Deep	25	LF	\$263.13	\$289.98	\$5,262.60	\$1,449.90
02550-C6-01090	18-Inch Water Main, DIP CL-52, > 6' Deep	10	LF	\$289.98	\$316.83	\$2,319.84	\$633.66
02550-C6-00010	16-Inch Water Main, DIP CL-52, Upto 6' Deep	50	LF	\$214.80	\$241.65	\$8,592.00	\$2,416.50
02550-C6-00020	16-Inch Water Main, DIP CL-52, > 6' Deep	25	LF	\$241.65	\$268.50	\$4,833.00	\$1,342.50
02550-C6-00030	12-Inch Water Main, DIP CL-52, Upto 6' Deep	100	LF	\$187.95	\$209.43	\$15,036.00	\$4,188.60
02550-C6-00040	12-Inch Water Main, DIP CL-52, > 6' Deep	25	LF	\$214.80	\$236.28	\$4,296.00	\$1,181.40
02550-C6-00050	8-Inch Water Main, DIP CL-52, Upto 6' Deep	1000	LF	\$161.10	\$187.95	\$128,880.00	\$37,590.00
02550-C6-00060	8-Inch Water Main, DIP CL-52, > 6' Deep	200	LF	\$187.95	\$214.80	\$30,072.00	\$8,592.00
02550-C6-00070	6-Inch Water Main, DIP CL-53, Upto 6' Deep	250	LF	\$161.10	\$187.95	\$32,220.00	\$9,397.50
02550-C6-00080	6-Inch Water Main, DIP CL-52, > 6' Deep	50	LF	\$187.95	\$209.43	\$7,518.00	\$2,094.30
02550-C6-00090	4-Inch Water Main, DIP CL-53, Upto 6' Deep	250	LF	\$161.10	\$187.95	\$32,220.00	\$9,397.50
02550-C6-00100	4-Inch Water Main, DIP CL-52, > 6' Deep	50	LF	\$187.95	\$209.43	\$7,518.00	\$2,094.30
02550-C6-01200	3-Inch Water Main, DIP CL-52, Upto 6' Deep	250	LF	\$161.10	\$187.95	\$32,220.00	\$9,397.50
02550-C6-01210	3-Inch Water Main, DIP CL-52, > 6' Deep	50	LF	\$187.95	\$209.43	\$7,518.00	\$2,094.30
02550-C6-01220	36-Inch Butterfly Valve & Valve Box	1	EA	\$19,869.00	\$19,869.00	\$15,895.20	\$3,973.80
02550-C6-01230	30-Inch Butterfly Valve & Valve Box	1	EA	\$17,184.00	\$17,184.00	\$13,747.20	\$3,436.80
02550-C6-01240	24-Inch Butterfly Valve & Valve Box	1	EA	\$10,740.00	\$10,740.00	\$8,592.00	\$2,148.00
02550-C6-01250	20-Inch Butterfly Valve & Valve Box	1	EA	\$9,129.00	\$9,129.00	\$7,303.20	\$1,825.80
02550-C6-01260	18-Inch Butterfly Valve & Valve Box	1	EA	\$8,055.00	\$8,055.00	\$6,444.00	\$1,611.00
02550-C6-00120	16-Inch Butterfly Valve & Valve Box	1	EA	\$6,444.00	\$6,444.00	\$5,155.20	\$1,288.80
02550-C6-00110	16-Inch Gate Valve & Valve Box	1	EA	\$14,499.00	\$14,499.00	\$11,599.20	\$2,899.80
02550-C6-00130	14-Inch Gate Valve & Valve Box	1	EA	\$11,814.00	\$11,814.00	\$9,451.20	\$2,362.80
02550-C6-00140	12-Inch Gate Valve & Valve Box	5	EA	\$5,370.00	\$5,370.00	\$21,480.00	\$5,370.00
02550-C6-00150	8-Inch Gate Valve & Valve Box	10	EA	\$2,685.00	\$2,685.00	\$21,480.00	\$5,370.00
02550-C6-00160	6-Inch Gate Valve & Valve Box	5	EA	\$1,879.50	\$1,879.50	\$7,518.00	\$1,879.50
02550-C6-00170	4-Inch Gate Valve & Valve Box	1	EA	\$1,611.00	\$1,611.00	\$1,288.80	\$322.20
02550-C6-01300	Connect To Existing 36-Inch Water Main	1	EA	\$18,795.00	\$18,795.00	\$15,036.00	\$3,759.00
02550-C6-01310	Connect To Existing 30-Inch Water Main	1	EA	\$16,110.00	\$16,110.00	\$12,888.00	\$3,222.00
02550-C6-01320	Connect To Existing 24-Inch Water Main	1	EA	\$13,425.00	\$13,425.00	\$10,740.00	\$2,685.00
02550-C6-01330	Connect To Existing 20-Inch Water Main	1	EA	\$10,740.00	\$10,740.00	\$8,592.00	\$2,148.00
02550-C6-01340	Connect To Existing 18-Inch Water Main	1	EA	\$9,666.00	\$9,666.00	\$7,732.80	\$1,933.20
02550-C6-00180	Connect To Existing 16-Inch Water Main	1	EA	\$8,592.00	\$8,592.00	\$6,873.60	\$1,718.40
02550-C6-00190	Connect To Existing 12-Inch Water Main	4	EA	\$7,518.00	\$7,518.00	\$24,057.60	\$6,014.40
02550-C6-00200	Connect To Existing 8-Inch Water Main	5	EA	\$5,907.00	\$5,907.00	\$23,628.00	\$5,907.00
02550-C6-00210	Connect To Existing 6-Inch Water Main	5	EA	\$5,370.00	\$5,370.00	\$21,480.00	\$5,370.00
02550-C6-00220	Connect To Existing 4-Inch Water Main	1	EA	\$4,833.00	\$4,833.00	\$3,866.40	\$966.60

02550-C6-00230	2-Inch Air Release Or Vacuum Valve In Concrete Manhole For All Diameter Of Water Mains	1	EA	\$10,203.00	\$10,203.00	\$8,162.40	\$2,040.60
02550-C6-00240	2-Inch Blowoff Valve Assembly & Box	1	EA	\$5,907.00	\$5,907.00	\$4,725.60	\$1,181.40
02550-C6-00250	Abandon/Remove Existing Fire Hydrant	10	EA	\$2,685.00	\$2,685.00	\$21,480.00	\$5,370.00
02550-C6-00260	Remove And Reset Existing Fire Hydrant	4	EA	\$5,907.00	\$5,907.00	\$18,902.40	\$4,725.60
02550-C6-00270	Install New Fire Hydrant (includes Fire Hydrant, Gate Valve with Valve Box and up to 20 LF 6-inch DIP CL-52)	10	EA	\$12,780.60	\$12,780.60	\$102,244.80	\$25,561.20
02550-C6-00280	Fire Hydrant Vertical Extension	5	EA	\$2,148.00	\$2,148.00	\$8,592.00	\$2,148.00
02550-C6-01400	Cut & Cap 24-Inch Water Main	1	EA	\$2,685.00	\$2,685.00	\$2,148.00	\$537.00
02550-C6-01410	Cut & Cap 20-Inch Water Main	1	EA	\$2,416.50	\$2,416.50	\$1,933.20	\$483.30
02550-C6-01420	Cut & Cap 18-Inch Water Main	1	EA	\$2,148.00	\$2,148.00	\$1,718.40	\$429.60
02550-C6-00290	Cut & Cap 16-Inch Water Main	1	EA	\$1,879.50	\$1,879.50	\$1,503.60	\$375.90
02550-C6-00300	Cut & Cap 12-Inch Water Main	1	EA	\$1,611.00	\$1,611.00	\$1,288.80	\$322.20
02550-C6-00310	Cut & Cap 10-Inch Water Main	1	EA	\$1,342.50	\$1,342.50	\$1,074.00	\$268.50
02550-C6-00320	Cut & Cap 8-Inch Water Main	5	EA	\$1,074.00	\$1,074.00	\$4,296.00	\$1,074.00
02550-C6-00330	Cut & Cap 6-Inch Water Main	5	EA	\$1,074.00	\$1,074.00	\$4,296.00	\$1,074.00
02550-C6-00340	Cut & Cap 4-Inch Water Main	5	EA	\$805.50	\$805.50	\$3,222.00	\$805.50
02550-C6-01450	4-Inch TEAM Insertion Valve And Box	2	EA	\$10,203.00	\$10,203.00	\$16,324.80	\$4,081.20
02550-C6-01460	6-Inch TEAM Insertion Valve And Box	4	EA	\$11,545.50	\$11,545.50	\$36,945.60	\$9,236.40
02550-C6-01470	8-Inch TEAM Insertion Valve And Box	4	EA	\$12,351.00	\$12,351.00	\$39,523.20	\$9,880.80
02550-C6-01480	12-Inch TEAM Insertion Valve And Box	4	EA	\$20,406.00	\$20,406.00	\$65,299.20	\$16,324.80
02550-C6-00360	4-Inch EZ Valve Insertion Valve And Box	2	EA	\$9,129.00	\$9,129.00	\$14,606.40	\$3,651.60
02550-C6-00370	6-Inch EZ Valve Insertion Valve And Box	4	EA	\$10,203.00	\$10,203.00	\$32,649.60	\$8,162.40
02550-C6-00380	8-Inch EZ Valve Insertion Valve And Box	4	EA	\$11,814.00	\$11,814.00	\$37,804.80	\$9,451.20
02550-C6-00390	12-Inch EZ Valve Insertion Valve And Box	4	EA	\$15,573.00	\$15,573.00	\$49,833.60	\$12,458.40
02550-C6-01490	16-Inch EZ Valve Insertion Valve And Box	1	EA	\$42,423.00	\$42,423.00	\$33,938.40	\$8,484.60
02550-C6-01500	24" x 24" Tap/Sleeve on Iron Pipe, Valve & Valve Box	1	EA	\$59,070.00	\$59,070.00	\$47,256.00	\$11,814.00
02550-C6-01510	24" x 20" Tap/Sleeve on Iron Pipe, Valve & Valve Box	1	EA	\$51,015.00	\$51,015.00	\$40,812.00	\$10,203.00
02550-C6-01520	24" x 18" Tap/Sleeve on Iron Pipe, Valve & Valve Box	1	EA	\$45,645.00	\$45,645.00	\$36,516.00	\$9,129.00
02550-C6-01530	24" x 16" Tap/Sleeve on Iron Pipe, Valve & Valve Box	1	EA	\$37,590.00	\$37,590.00	\$30,072.00	\$7,518.00
02550-C6-01540	24" x 12" Tap/Sleeve on Iron Pipe, Valve & Valve Box	1	EA	\$29,535.00	\$29,535.00	\$23,628.00	\$5,907.00
02550-C6-01550	24" x 8" Tap/Sleeve on Iron Pipe, Valve & Valve Box	1	EA	\$26,850.00	\$26,850.00	\$21,480.00	\$5,370.00
02550-C6-00400	20" x 16" Tap/Sleeve on Iron Pipe, Valve & Valve Box	1	EA	\$32,220.00	\$32,220.00	\$25,776.00	\$6,444.00
02550-C6-00410	20" x 12" Tap/Sleeve On Iron Pipe, Valve & Valve Box	1	EA	\$21,480.00	\$21,480.00	\$17,184.00	\$4,296.00
02550-C6-00420	20" x 8" Tap/Sleeve On Iron Pipe, Valve & Valve Box	1	EA	\$18,795.00	\$18,795.00	\$15,036.00	\$3,759.00
02550-C6-00430	16" x 16" Tap/Sleeve On Iron Pipe, Valve & Valve Box	1	EA	\$24,165.00	\$24,165.00	\$19,332.00	\$4,833.00
02550-C6-00440	16" x 12" Tap/Sleeve On Iron Pipe, Valve & Valve Box	1	EA	\$19,332.00	\$19,332.00	\$15,465.60	\$3,866.40
02550-C6-00450	16" x 8" Tap/Sleeve On Iron Pipe, Valve & Valve Box	1	EA	\$17,184.00	\$17,184.00	\$13,747.20	\$3,436.80
02550-C6-00490	12" x 12" Tap/Sleeve On Iron Pipe, Valve & Valve Box	1	EA	\$13,425.00	\$13,425.00	\$10,740.00	\$2,685.00
02550-C6-00500	12" x 8" Tap/Sleeve On Iron Pipe, Valve & Valve Box	5	EA	\$12,351.00	\$12,351.00	\$49,404.00	\$12,351.00
02550-C6-00510	8" x 8" Tap/Sleeve On Iron Pipe, Valve & Valve Box	5	EA	\$9,666.00	\$9,666.00	\$38,664.00	\$9,666.00
02550-C6-00520	8" x 6" Tap/Sleeve On Iron Pipe, Valve & Valve Box	5	EA	\$9,129.00	\$9,129.00	\$36,516.00	\$9,129.00
02550-C6-00530	6" x 6" Tap/Sleeve On Iron Pipe, Valve & Valve Box	5	EA	\$8,592.00	\$8,592.00	\$34,368.00	\$8,592.00
02550-C6-01600	Casing pipe, Bore and Jack (3/8" wall T) - 16" NPS	50	LF	\$1,288.80	\$1,288.80	\$51,552.00	\$12,888.00
02550-C6-01610	Casing pipe, Bore and Jack (3/8" wall T) - 20" NPS	50	LF	\$1,288.80	\$1,288.80	\$51,552.00	\$12,888.00
02550-C6-01620	Casing pipe, Bore and Jack (3/8" wall T) - 22" NPS	50	LF	\$1,342.50	\$1,342.50	\$53,700.00	\$13,425.00
02550-C6-01630	Casing pipe, Bore and Jack (3/8" wall T) - 24" NPS	50	LF	\$1,342.50	\$1,342.50	\$53,700.00	\$13,425.00
02550-C6-01640	Casing pipe, Bore and Jack (3/8" wall T) - 30" NPS	25	LF	\$1,503.60	\$1,503.60	\$30,072.00	\$7,518.00
02550-C6-00600	PVC Pipe (4" or 6"), SDR 35 (less than 14' of cover), only when not included in other pay items	250	LF	\$107.40	\$107.40	\$21,480.00	\$5,370.00
02550-C6-00610	PVC Pipe (4" or 6"), SDR 26 or stronger (14' to 20' of cover), only when not included in other pay items	250	LF	\$187.95	\$187.95	\$37,590.00	\$9,397.50
02550-C6-00620	Abandon Existing Corporation Stop (TO BE PERFORMED AS DIRECTED BY THE COUNTY PROJECT OFFICER)	2	EA	\$1,611.00	\$1,611.00	\$2,577.60	\$644.40
02550-C6-00630	Service Taps - 3/4-inch and 1-inch (TAP MAIN, INSTALL COPPER TUBING, INSTALL ANGLE VALVES, CORPORATION COCK, METER BOX AND METER YOKE/METER, CONNECT TO EXISTING PRIVATE SERVICE LINE, BACKFILL AND EXCAVATION)--UP TO 10 FT.	10	EA	\$3,168.30	\$3,168.30	\$25,346.40	\$6,336.60
02550-C6-00640	Service Taps - 3/4-inch and 1-inch PER ADDITIONAL LINEAR FOOT OVER 10 FT.	100	LF	\$102.03	\$102.03	\$8,162.40	\$2,040.60

02550-C6-00650	Service Re-Taps - 3/4-inch and 1-inch (TAP MAIN, INSTALL COPPER TUBING, CONNECT TO EXISTING SERVICE LINE, ABANDON CORPORATION COCK FROM EXISTING SERVICE LINE, BACKFILL AND EXCAVATION)-UP TO 10 FT.	2	EA	\$2,953.50	\$2,953.50	\$4,725.60	\$1,181.40
02550-C6-00660	Service Re-Taps - 3/4-inch and 1-inch PER ADDITIONAL LINEAR FT. OVER 10 FT.	20	LF	\$107.40	\$107.40	\$1,718.40	\$429.60
02550-C6-00670	Water Meter Relocations - - 3/4-inch and 1-inch (INSTALL COPPER TUBING, CONNECT TO EXISTING COUNTY AND PRIVATE SERVICE LINES, PROVIDE NEW ANGLE VALVES, RELOCATE METER HOUSING AND METER YOKE, BACKFILL AND EXCAVATION)--UP TO 10 FT.	75	EA	\$2,416.50	\$2,416.50	\$144,990.00	\$36,247.50
02550-C6-00680	Service Relocations - 3/4-inch and 1-inch PER ADDITIONAL LINEAR FOOT OVER 10 FT.	100	LF	\$107.40	\$107.40	\$8,592.00	\$2,148.00
02550-C6-00690	Service Taps - 1 1/2-inch and 2-inch (TAP MAIN, INSTALL COPPER TUBING, INSTALL GATE VALVES, CORPORATION COCK, METER BOX AND METER, CONNECT TO EXISTING PRIVATE SERVICE LINE, BACKFILL AND EXCAVATION)--UP TO 10 FT.	4	EA	\$5,316.30	\$5,316.30	\$17,012.16	\$4,253.04
02550-C6-00700	Service Taps - 1 1/2-inch and 2-inch PER ADDITIONAL LINEAR FOOT OVER 10 FT.	40	LF	\$134.25	\$134.25	\$4,296.00	\$1,074.00
02550-C6-00710	Service Re-Taps - 1 1/2-inch and 2-inch (TAP MAIN, INSTALL COPPER TUBING, CONNECT TO EXISTING SERVICE LINE, ABANDON CORPORATION COCK FROM EXISTING SERVICE LINE, BACKFILL AND EXCAVATION)--UP TO 10 FT.	2	EA	\$4,296.00	\$4,296.00	\$6,873.60	\$1,718.40
02550-C6-00720	Service Re-Taps - 1 1/2-inch and 2-inch PER ADDITIONAL LINEAR FOOT OVER 10 FT.	20	LF	\$134.25	\$134.25	\$2,148.00	\$537.00
02550-C6-00730	Water Meter Relocations - 1 1/2-inch and 2-inch (INSTALL COPPER TUBING, CONNECT TO EXISTING COUNTY AND PRIVATE SERVICE LINES, PROVIDE NEW GATE VALVES, RELOCATE METER HOUSING AND METER, BACKFILL AND EXCAVATION)--UP TO 10 FT.	4	EA	\$4,564.50	\$4,564.50	\$14,606.40	\$3,651.60
02550-C6-00740	Service Relocations - 1 1/2-inch and 2-inch PER ADDITIONAL LINEAR FOOT OVER 10 FT.	40	LF	\$134.25	\$134.25	\$4,296.00	\$1,074.00
02550-C6-00750	Abandon Concrete Watermain Manhole	2	EA	\$1,611.00	\$1,611.00	\$2,577.60	\$644.40
02550-C6-00540	Abandon Existing Water Main (All sizes and depths)	100	LF	\$32.22	\$32.22	\$2,577.60	\$644.40
02550-C6-00550	Water Meter Frame & Cover, Replace	20	EA	\$537.00	\$537.00	\$8,592.00	\$2,148.00
02550-C6-00560	Water Meter Box vertical Adjustment to New Grade	100	EA	\$805.50	\$805.50	\$64,440.00	\$16,110.00
02550-C6-00570	Water Valve Box vertical Adjustment to New Grade	50	EA	\$268.50	\$268.50	\$10,740.00	\$2,685.00
02550-C6-00580	Gas Valve Box vertical Adjustment to New Grade	10	EA	\$805.50	\$805.50	\$6,444.00	\$1,611.00
02550-C6-00590	Non-Freeze Boxed Ground Hydrant (with Locking Cover and Key), Jay R. Smith or County approved equal (Excavation, Install Copper Tubing, Connect to County Water Meter, Install Ground Hydrant w/Compacted Pea Gravel, Backfill, and Surface Grade Restoration	5	EA	\$3,759.00	\$3,759.00	\$15,036.00	\$3,759.00
02550-C6-00350	Remove Existing Valve Boxes	10	EA	\$751.80	\$751.80	\$6,014.40	\$1,503.60
<b>SUBTOTAL</b>						<b>\$2,271,144.84</b>	<b>\$580,985.67</b>

**C7 SANITARY SEWER WORK**

02510-C7-00010	Sanitary Sewer - 8" PVC, SDR 35, DEPTH < 8'	50	LF	\$316.83	\$349.05	\$12,673.20	\$3,490.50
02510-C7-00020	Sanitary Sewer - 8" PVC, SDR 35, 8' ≤ DEPTH < 14'	20	LF	\$349.05	\$375.90	\$5,584.80	\$1,503.60
02510-C7-00030	Sanitary Sewer - 8" PVC, SDR 26, 14' ≤ DEPTH ≤ 20	10	LF	\$402.75	\$456.45	\$3,222.00	\$912.90
02510-C7-00070	Sanitary Sewer - 10" PVC, SDR 35, DEPTH < 8'	50	LF	\$322.20	\$354.42	\$12,888.00	\$3,544.20
02510-C7-00080	Sanitary Sewer - 10" PVC, SDR 35, 8' ≤ DEPTH < 14'	20	LF	\$354.42	\$386.64	\$5,670.72	\$1,546.56
02510-C7-00090	Sanitary Sewer - 10" PVC, SDR 26, 14' ≤ DEPTH ≤ 20	10	LF	\$408.12	\$451.08	\$3,264.96	\$902.16
02510-C7-00130	Sanitary Sewer - 12" PVC, SDR 35, DEPTH < 8'	50	LF	\$332.94	\$365.16	\$13,317.60	\$3,651.60
02510-C7-00140	Sanitary Sewer - 12" PVC, SDR 35, 8' ≤ DEPTH < 14'	20	LF	\$359.79	\$402.75	\$5,756.64	\$1,611.00
02510-C7-00150	Sanitary Sewer - 12" PVC, SDR 26, 14' ≤ DEPTH ≤ 20	10	LF	\$413.49	\$445.71	\$3,307.92	\$891.42
02510-C7-00400	Sanitary Sewer - 15" PVC, SDR 35, DEPTH < 8'	50	LF	\$349.05	\$381.27	\$13,962.00	\$3,812.70
02510-C7-00410	Sanitary Sewer - 15" PVC, SDR 35, 8' ≤ DEPTH < 14'	20	LF	\$375.90	\$408.12	\$6,014.40	\$1,632.48
02510-C7-00420	Sanitary Sewer - 15" PVC, SDR 26, 14' ≤ DEPTH ≤ 20	10	LF	\$429.60	\$456.45	\$3,436.80	\$912.90
02510-C7-00430	Sanitary Sewer - 18" PVC, SDR 35, DEPTH < 8'	50	LF	\$375.90	\$413.49	\$15,036.00	\$4,134.90
02510-C7-00440	Sanitary Sewer - 18" PVC, SDR 35, 8' ≤ DEPTH < 14'	20	LF	\$402.75	\$440.34	\$6,444.00	\$1,761.36
02510-C7-00450	Sanitary Sewer - 18" PVC, SDR 26, 14' ≤ DEPTH ≤ 20	10	LF	\$456.45	\$494.04	\$3,651.60	\$988.08
02510-C7-00460	Sanitary Sewer - 21" PVC, SDR 35, DEPTH < 8'	50	LF	\$402.75	\$445.71	\$16,110.00	\$4,457.10
02510-C7-00470	Sanitary Sewer - 21" PVC, SDR 35, 8' ≤ DEPTH < 14'	20	LF	\$429.60	\$472.56	\$6,873.60	\$1,890.24
02510-C7-00480	Sanitary Sewer - 21" PVC, SDR 26, 14' ≤ DEPTH ≤ 20	10	LF	\$483.30	\$526.26	\$3,866.40	\$1,052.52
02510-C7-00490	Sanitary Sewer - 24" PVC, SDR 35, DEPTH < 8'	50	LF	\$429.60	\$472.56	\$17,184.00	\$4,725.60



**BID TAB****ITB NO. 19-112 - ITB**

02510-C7-00500	Sanitary Sewer - 24" PVC, SDR 35, 8' ≤ DEPTH < 14'	20	LF	\$456.45	\$499.41	\$7,303.20	\$1,997.64
02510-C7-00510	Sanitary Sewer - 24" PVC, SDR 26, 14' ≤ DEPTH ≤ 20	10	LF	\$510.15	\$553.11	\$4,081.20	\$1,106.22
02510-C7-00040	Sanitary Sewer- 8"DIP CLASS 52, DEPTH < 8'	50	LF	\$338.31	\$370.53	\$13,532.40	\$3,705.30
02510-C7-00050	Sanitary Sewer- 8"DIP CLASS 52, 8'≤ DEPTH <15'	20	LF	\$365.16	\$402.75	\$5,842.56	\$1,611.00
02510-C7-00060	Sanitary Sewer- 8"DIP CLASS 52, 15' ≤ DEPTH ≤ 20	10	LF	\$418.86	\$451.08	\$3,350.88	\$902.16
02510-C7-00100	Sanitary Sewer- 10"DIP CLASS 52, DEPTH < 8'	50	LF	\$349.05	\$381.27	\$13,962.00	\$3,812.70
02510-C7-00110	Sanitary Sewer- 10"DIP CLASS 52, 8'≤ DEPTH <15'	20	LF	\$375.90	\$408.12	\$6,014.40	\$1,632.48
02510-C7-00120	Sanitary Sewer- 10"DIP CLASS 52, 15' ≤ DEPTH ≤ 20	10	LF	\$429.60	\$461.82	\$3,436.80	\$923.64
02510-C7-00160	Sanitary Sewer- 12"DIP CLASS 52, DEPTH < 8'	50	LF	\$359.79	\$397.38	\$14,391.60	\$3,973.80
02510-C7-00170	Sanitary Sewer- 12"DIP CLASS 52, 8'≤ DEPTH <15'	20	LF	\$386.64	\$424.23	\$6,186.24	\$1,696.92
02510-C7-00180	Sanitary Sewer- 12"DIP CLASS 52, 15' ≤ DEPTH ≤ 20	10	LF	\$440.34	\$477.93	\$3,522.72	\$955.86
02510-C7-00600	Sanitary Sewer- 14"DIP CLASS 52, DEPTH < 8'	50	LF	\$381.27	\$418.86	\$15,250.80	\$4,188.60
02510-C7-00610	Sanitary Sewer- 14"DIP CLASS 52, 8'≤ DEPTH <15'	20	LF	\$408.12	\$445.71	\$6,529.92	\$1,782.84
02510-C7-00620	Sanitary Sewer- 14"DIP CLASS 52, 15' ≤ DEPTH ≤ 20	10	LF	\$461.82	\$499.41	\$3,694.56	\$998.82
02510-C7-00630	Sanitary Sewer- 18"DIP CLASS 52, DEPTH < 8'	50	LF	\$402.75	\$445.71	\$16,110.00	\$4,457.10
02510-C7-00640	Sanitary Sewer- 18"DIP CLASS 52, 8'≤ DEPTH <15'	20	LF	\$429.60	\$472.56	\$6,873.60	\$1,890.24
02510-C7-00660	Sanitary Sewer- 18"DIP CLASS 52, 15' ≤ DEPTH ≤ 20	10	LF	\$483.30	\$526.26	\$3,866.40	\$1,052.52
02510-C7-00670	Sanitary Sewer- 20"DIP CLASS 52, DEPTH < 8'	50	LF	\$440.34	\$483.30	\$17,613.60	\$4,833.00
02510-C7-00680	Sanitary Sewer- 20"DIP CLASS 52, 8'≤ DEPTH <15'	20	LF	\$467.19	\$510.15	\$7,475.04	\$2,040.60
02510-C7-00690	Sanitary Sewer- 20"DIP CLASS 52, 15' ≤ DEPTH ≤ 20	10	LF	\$520.89	\$563.85	\$4,167.12	\$1,127.70
02510-C7-00700	Sanitary Sewer- 24"DIP CLASS 52, DEPTH < 8'	50	LF	\$477.93	\$526.26	\$19,117.20	\$5,262.60
02510-C7-00710	Sanitary Sewer- 24"DIP CLASS 52, 8'≤ DEPTH <15'	20	LF	\$504.78	\$553.11	\$8,076.48	\$2,212.44
02510-C7-00720	Sanitary Sewer- 24"DIP CLASS 52, 15' ≤ DEPTH ≤ 20	10	LF	\$558.48	\$606.81	\$4,467.84	\$1,213.62
02510-C7-00730	Sanitary Sewer- 30"DIP CLASS 52, DEPTH < 8'	50	LF	\$531.63	\$585.33	\$21,265.20	\$5,853.30
02510-C7-00740	Sanitary Sewer- 30"DIP CLASS 52, 8'≤ DEPTH <15'	20	LF	\$563.85	\$617.55	\$9,021.60	\$2,470.20
02510-C7-00750	Sanitary Sewer- 30"DIP CLASS 52, 15' ≤ DEPTH ≤ 20	10	LF	\$617.55	\$671.25	\$4,940.40	\$1,342.50
02510-C7-00190	Boring And Jacking 18" TO 24" Casing Pipe With 8" TO 12" Carrier Pipe PER Arlington County SPECIFICATION SECTION 02951 AND DETAIL M-4.0	100	LF	\$1,342.50	\$1,342.50	\$107,400.00	\$26,850.00
02510-C7-00200	Manhole - Precast Concrete, 4' ID, DEPTH < 8'	9	EA	\$9,666.00	\$9,666.00	\$69,595.20	\$17,398.80
02510-C7-00210	Manhole-Precast Concrete 4' I.D. DEPTH > 8', PER ADDITIONAL VF OVER 8'	20	VF	\$1,342.50	\$1,342.50	\$21,480.00	\$5,370.00
02510-C7-00220	Manhole-Precast Concrete 5' I.D. DEPTH < 8'	9	EA	\$11,814.00	\$11,814.00	\$85,060.80	\$21,265.20
02510-C7-00230	Manhole-Precast Concrete 5' I.D. DEPTH > 8', PER ADDITIONAL VF OVER 8'	20	VF	\$1,449.90	\$1,449.90	\$23,198.40	\$5,799.60
02510-C7-00240	Manhole-Construct Over Existing Sewer, Arlington County DRAWING S-2.2 (PAYMENT SHALL BE FOR DOGHOUSE BASE AND REMAINDER OF MANHOLE SHALL BE PAID UNDER VF PRICES FOR MANHOLES PER ITEM ABOVE)	4	EA	\$13,425.00	\$13,425.00	\$42,960.00	\$10,740.00
02510-C7-00760	Sanitary Sewer Drop Connection, All sizes, (Arlington County Detail S-2.3)	20	VF	\$375.90	\$375.90	\$6,014.40	\$1,503.60
02510-C7-00250	Abandon Existing Sanitary Manhole	2	EA	\$1,879.50	\$1,879.50	\$3,007.20	\$751.80
02510-C7-00260	Connect To Existing Sanitary Manhole	5	EA	\$2,953.50	\$2,953.50	\$11,814.00	\$2,953.50
02510-C7-00270	Sanitary Sewer House Laterals(IN ACCORDANCE WITH Arlington County CONSTRUCTION STANDARDS AND SPECIFICATIONS SECTION 02510, PART 3, ITEM 3.5)	100	LF	\$295.35	\$295.35	\$23,628.00	\$5,907.00
02510-C7-00280	Adjust Sanitary Manhole to New Grade (Arlington County Detail S-2.5), Type A	5	EA	\$1,879.50	\$1,879.50	\$7,518.00	\$1,879.50
02510-C7-00290	Adjust Sanitary Manhole to New Grade (Arlington County Detail S-2.5), Type B	3	EA	\$3,490.50	\$3,490.50	\$8,377.20	\$2,094.30
02510-C7-00300	Adjust Sanitary Manhole to New Grade (Arlington County Detail S-2.5), Type C	3	EA	\$3,168.30	\$3,168.30	\$7,603.92	\$1,900.98
<b>SUBTOTAL</b>						<b>\$806,015.52</b>	<b>\$210,879.90</b>

**C8 TRAFFIC SIGNAL WORK**

13160-C8-00010	Cord Drill, Install and Seal Conduit Through Foundation Wall	2	EA	\$902.16	\$1,353.24	\$1,443.46	\$541.30
13160-C8-00020	Furnish and Install 2 inch Steel Conduit and Fittings	100	LF	\$15.47	\$19.98	\$1,237.25	\$399.53
13160-C8-00030	Furnish and Install 2 inch PVC Conduit and Fittings	250	LF	\$3.22	\$4.19	\$644.40	\$209.43
13160-C8-00040	Furnish and Install 3 inch Steel Conduit and Fittings	100	LF	\$25.13	\$36.41	\$2,010.53	\$728.17
13160-C8-00050	Furnish and Install 3 inch PVC Conduit and Fittings	250	LF	\$4.83	\$6.70	\$966.60	\$335.09
13160-C8-00060	Furnish and Install 4 inch PVC Conduit and Fittings	100	LF	\$5.80	\$7.73	\$463.97	\$154.66
13160-C8-00070	Furnish and Install 2 inch Conduit Riser	50	LF	\$18.04	\$25.78	\$721.73	\$257.76
13160-C8-00080	Trenching - Asphalt	100	LF	\$45.11	\$67.66	\$3,608.64	\$1,353.24
13160-C8-00090	Trenching - Exposed Concrete Roadway	250	LF	\$45.11	\$67.66	\$9,021.60	\$3,383.10
13160-C8-00100	Trenching - Concrete Sidewalk	250	LF	\$45.11	\$67.66	\$9,021.60	\$3,383.10
13160-C8-00110	Trenching - Earth	250	LF	\$25.78	\$38.66	\$5,155.20	\$1,933.20

## BID TAB

ITB NO. 19-112 - ITB

13160-C8-00120	Boring 1-2" Conduit	100	LF	\$23.20	\$34.15	\$1,855.87	\$683.06
13160-C8-00130	Boring 2-2" Conduit	100	LF	\$24.49	\$36.09	\$1,958.98	\$721.73
13160-C8-00140	Boring 3-2" Conduit	50	LF	\$25.78	\$37.38	\$1,031.04	\$373.75
13160-C8-00150	Boring 4-2" Conduit	50	LF	\$29.64	\$41.24	\$1,185.70	\$412.42
13160-C8-00160	Boring 1-3" Conduit	100	LF	\$30.93	\$39.63	\$2,474.50	\$792.61
13160-C8-00170	Boring 1-4" Conduit	100	LF	\$33.51	\$48.97	\$2,680.70	\$979.49
13160-C8-00180	Boring 2-4" Conduit	100	LF	\$36.09	\$51.55	\$2,886.91	\$1,031.04
13160-C8-00190	Furnish and Install Quazite Junction Box and Cover (TS4-4)	4	EA	\$515.52	\$708.84	\$1,649.66	\$567.07
13160-C8-00200	Furnish and Install Large Junction Box (TS 4-5)	2	EA	\$2,062.08	\$2,835.36	\$3,299.33	\$1,134.14
13160-C8-00210	Furnish and Install Oversize Junction Box (TS 4-6)	1	EA	\$1,804.32	\$2,448.72	\$1,443.46	\$489.74
13160-C8-00220	Install Loop Detector Stub - Out	1	EA	\$386.64	\$579.96	\$309.31	\$115.99
13160-C8-00230	Re-Enter Existing Foundation	1	EA	\$257.76	\$386.64	\$206.21	\$77.33
13160-C8-00240	Re-Enter Existing Junction Boxes	2	EA	\$257.76	\$386.64	\$412.42	\$154.66
13160-C8-00250	Install cabinet foundation (P - Type) with workpad	2	EA	\$2,577.60	\$3,608.64	\$4,124.16	\$1,443.46
13160-C8-00260	Install Pole Foundation - 2.5 Ft Diameter By 5.5 Ft Depth (Design #0)	2	EA	\$4,510.80	\$6,766.20	\$7,217.28	\$2,706.48
13160-C8-00270	Install Pole Foundation - 3 Ft Diameter by 10.5 Ft Depth (Design #1)	2	EA	\$10,954.80	\$15,787.80	\$17,527.68	\$6,315.12
13160-C8-00280	Install Pole Foundation - 3 Ft Diameter by 12.5 Ft Depth (Design # 1A)	2	EA	\$11,599.20	\$16,432.20	\$18,558.72	\$6,572.88
13160-C8-00290	Install Pole Foundation - 3 Ft Diameter by 16 ft (Design #1B)	2	EA	\$13,919.04	\$18,752.04	\$22,270.46	\$7,500.82
13160-C8-00300	Install Pole Foundation - 4 Ft Diameter by 10.5 Ft Dept (Design #2)	2	EA	\$11,599.20	\$16,432.20	\$18,558.72	\$6,572.88
13160-C8-00310	Install Pole Foundation - 4 Ft Diameter by 12.5 Ft Dept (Design #3)	2	EA	\$13,532.40	\$18,365.40	\$21,651.84	\$7,346.16
13160-C8-00320	Install Pole Foundation - 4 Ft Diameter by 14 Ft Dept (Design #4)	2	EA	\$18,043.20	\$23,198.40	\$28,869.12	\$9,279.36
13160-C8-00330	Install Strain Pole Foundation, (Design #3)	2	EA	\$5,155.20	\$7,732.80	\$8,248.32	\$3,093.12
13160-C8-00340	Install Pedestrian Pole Foundation,(Design #0)	2	EA	\$1,933.20	\$2,899.80	\$3,093.12	\$1,159.92
13160-C8-00350	Demolish Existing Pedestal Pole Foundation	4	EA	\$1,288.80	\$1,933.20	\$4,124.16	\$1,546.56
13160-C8-00360	Demolish Existing Signal or Strain Pole Foundation	4	EA	\$1,933.20	\$2,899.80	\$6,186.24	\$2,319.84
13160-C8-00370	Demolish Existing Cabinet Foundation	2	EA	\$1,288.80	\$1,933.20	\$2,062.08	\$773.28
13160-C8-00380	Furnish and Install Ground-Mounted Controller Cabinet	2	EA	\$30,286.80	\$32,864.40	\$48,458.88	\$13,145.76
13160-C8-00390	Furnish and Install Pole-Mount Controller Cabinet	2	EA	\$27,064.80	\$29,642.40	\$43,303.68	\$11,856.96
13160-C8-00400	Furnish and Install Meter Pedestal	2	EA	\$2,319.84	\$3,093.12	\$3,711.74	\$1,237.25
13160-C8-00410	Pull Cable In Conduit	250	FT	\$3.87	\$5.80	\$773.28	\$289.98
13160-C8-00420	Remove Cable In Conduit	100	FT	\$3.22	\$4.83	\$257.76	\$96.66
13160-C8-00430	Furnish and Install Triplex service cable in Conduit	100	FT	\$6.44	\$8.38	\$515.52	\$167.54
13160-C8-00440	Set Mast Arm Pole	4	EA	\$1,288.80	\$1,933.20	\$4,124.16	\$1,546.56
13160-C8-00450	Attach Mast Arm To Pole	4	EA	\$1,546.56	\$2,319.84	\$4,948.99	\$1,855.87
13160-C8-00460	Furnish and Install 12'-16' Pedestal Pole	4	EA	\$1,288.80	\$1,933.20	\$4,124.16	\$1,546.56
13160-C8-00470	Furnish and Install Wood Pole	2	EA	\$1,804.32	\$2,513.16	\$2,886.91	\$1,005.26
13160-C8-00480	Furnish and Install Down Guys	2	EA	\$644.40	\$902.16	\$1,031.04	\$360.86
13160-C8-00490	Remove strain Pole	2	EA	\$1,546.56	\$2,319.84	\$2,474.50	\$927.94
13160-C8-00500	Remove pole with mast arm(s)	4	EA	\$1,804.32	\$2,706.48	\$5,773.82	\$2,165.18
13160-C8-00510	Remove Wood Pole	2	EA	\$1,288.80	\$1,933.20	\$2,062.08	\$773.28
13160-C8-00520	Remove Down Guys	2	EA	\$579.96	\$869.94	\$927.94	\$347.98
13160-C8-00530	Install Steel Messenger Span	10	LF	\$3.87	\$5.80	\$30.93	\$11.60
13160-C8-00540	Install Cable on Steel Span Messenger with Nylon Ties	10	LF	\$4.51	\$6.77	\$36.09	\$13.53
13160-C8-00550	Install Cable on Steel Span Messenger with Cable Rings	50	LF	\$4.51	\$6.77	\$180.43	\$67.66
13160-C8-00560	Remove Steel Span With Cables	100	LF	\$3.87	\$5.80	\$309.31	\$115.99
13160-C8-00570	Furnish & Install 3-Section Vehicle Head	5	EA	\$1,546.56	\$1,971.86	\$6,186.24	\$1,971.86
13160-C8-00580	Furnish & Install 5-Section Vehicle Head	5	EA	\$2,062.08	\$2,577.60	\$8,248.32	\$2,577.60
13160-C8-00590	Furnish & Install pedestrian signal head	5	EA	\$1,031.04	\$1,417.68	\$4,124.16	\$1,417.68
13160-C8-00600	Remove & Dispose of Vehicle Heads	5	EA	\$128.88	\$193.32	\$515.52	\$193.32
13160-C8-00610	Remove & Dispose of Pedestrian Heads	5	EA	\$128.88	\$193.32	\$515.52	\$193.32
13160-C8-00620	Install Cable in Traffic Poles and Mast Arms	500	LF	\$4.51	\$6.77	\$1,804.32	\$676.62
13160-C8-00630	Furnish and Install Pedestrian Push Button	4	EA	\$483.30	\$708.84	\$1,546.56	\$567.07
13160-C8-00640	Furnish and Install Audible Accessible Polara Type Push Button	4	EA	\$2,074.97	\$2,448.72	\$6,639.90	\$1,958.98
13160-C8-00650	Furnish and Install Overhead Video Detection Camera	4	EA	\$11,856.96	\$12,888.00	\$37,942.27	\$10,310.40
13160-C8-00660	Furnish and Install Overhead Pre-Emption Detector	4	EA	\$10,825.92	\$11,728.08	\$34,642.94	\$9,382.46
13160-C8-00670	Furnish and Install LED Countdown Modules in 16" Housing (Per Head)	5	EA	\$837.72	\$1,159.92	\$3,350.88	\$1,159.92

**BID TAB****ITB NO. 19-112 - ITB**

13160-CB-00680	Install CCTV Camera and cable in Conduit/Pole/Arm	1	EA	\$4,466.98	\$5,360.38	\$3,573.58	\$1,072.08
13160-CB-00690	Replace Existing CCTV camera and Lead in Cable	1	EA	\$11,465.16	\$13,758.20	\$9,172.13	\$2,751.64
13160-CB-00700	Replace existing CCTV camera	1	EA	\$11,465.16	\$13,758.20	\$9,172.13	\$2,751.64
13160-CB-00710	Remove Underground Communications Cables	50	LF	\$2.58	\$3.87	\$103.10	\$38.66
13160-CB-00720	Remove Aerial Communications Cables	50	LF	\$3.87	\$5.80	\$154.66	\$58.00
13160-CB-00730	Install 3/8" Steel Messenger Span	50	LF	\$4.51	\$6.44	\$180.43	\$64.44
13160-CB-00740	Furnish and Install RTMS unit (Solar)	1	EA	\$54,319.83	\$65,183.79	\$43,455.86	\$13,036.76
13160-CB-00750	Furnish and Install RTMS unit (AC)	1	EA	\$25,031.07	\$30,037.29	\$20,024.86	\$6,007.46
13160-CB-00760	Furnish and Install Speed indicator Units (Solar)	1	EA	\$15,465.60	\$19,267.56	\$12,372.48	\$3,853.51
13160-CB-00770	Furnish and Install Speed indicator Units (AC)	1	EA	\$13,919.04	\$17,527.68	\$11,135.23	\$3,505.54
13160-CB-00780	Furnish and install RJ-45 connector	3	EA	\$79.91	\$95.89	\$191.77	\$57.53
13160-CB-00790	Furnish and Install UPS and Supplementary Cabinet	1	EA	\$9,666.00	\$10,310.40	\$7,732.80	\$2,062.08
13160-CB-00800	Furnish 14 AWG 7 Conductor Cable	500	LF	\$1.55	\$1.55	\$618.62	\$154.66
13160-CB-00810	Furnish 18 AWG 3 Pair Conductor Cable	250	LF	\$0.97	\$0.97	\$193.32	\$48.33
13160-CB-00820	Furnish 14 AWG 3 Conductor Cable	500	LF	\$0.77	\$0.77	\$309.31	\$77.33
13160-CB-00830	Furnish Extra High Strength Strand Cable	50	LF	\$1.22	\$1.22	\$48.97	\$12.24
13160-CB-00840	Furnish 12 AWG 2 Conductor Cable w/ground	500	LF	\$1.10	\$1.10	\$438.19	\$109.55
13160-CB-00850	Furnish Single Arm Round Pole Shaft 20' TO 40' Arms (Non-Ornamental)	4	EA	\$11,341.44	\$11,341.44	\$36,292.61	\$9,073.15
13160-CB-00860	Furnish Single Arm Round Pole Shaft 42' TO 50' Arms (Non-Ornamental)	4	EA	\$14,047.92	\$14,047.92	\$44,953.34	\$11,238.34
13160-CB-00870	Furnish Single Arm Round Pole Shaft 52' TO 60' Arms (Non-Ornamental)	4	EA	\$16,625.52	\$16,625.52	\$53,201.66	\$13,300.42
13160-CB-00880	Furnish Single Arm Round Pole Shaft 62' TO 70' Arms (Non-Ornamental)	4	EA	\$22,554.00	\$22,554.00	\$72,172.80	\$18,043.20
13160-CB-00890	Furnish 20' to 40' Mast Arms (Non-Ornamental)	4	EA	\$3,222.00	\$3,222.00	\$10,310.40	\$2,577.60
13160-CB-00900	Furnish 42' to 50' Mast Arms (Non-Ornamental)	4	EA	\$4,768.56	\$4,768.56	\$15,259.39	\$3,814.85
13160-CB-00910	Furnish 52' to 60' Mast Arms (Non-Ornamental)	4	EA	\$8,634.96	\$8,634.96	\$27,631.87	\$6,907.97
13160-CB-00920	Furnish 62' to 70' Mast Arms (Non-Ornamental)	4	EA	\$10,697.04	\$10,697.04	\$34,230.53	\$8,557.63
13160-CB-00930	Furnish Twin Arm Round Pole Shaft 20' TO 40' Arms (Non-Ornamental)	4	EA	\$14,821.20	\$14,821.20	\$47,427.84	\$11,856.96
13160-CB-00940	Furnish Twin Arm Round Pole Shaft 20' TO 50' Arms (Non-Ornamental)	4	EA	\$19,332.00	\$19,332.00	\$61,862.40	\$15,465.60
13160-CB-00950	Furnish Twin Arm Round Pole Shaft 20' TO 60' Arms (Non-Ornamental)	4	EA	\$21,394.08	\$21,394.08	\$68,461.06	\$17,115.26
13160-CB-00960	Furnish Single Arm Round Pole Shaft 20' TO 40' Arms (Ornamental)	4	EA	\$12,114.72	\$12,114.72	\$38,767.10	\$9,691.78
13160-CB-00970	Furnish Single Arm Round Pole Shaft 42' TO 50' Arms (Ornamental)	4	EA	\$15,336.72	\$15,336.72	\$49,077.50	\$12,269.38
13160-CB-00980	Furnish Single Arm Round Pole Shaft 52' TO 60' Arms (Ornamental)	4	EA	\$22,038.48	\$22,038.48	\$70,523.14	\$17,630.78
13160-CB-00990	Furnish Single Arm Round Pole Shaft 62' TO 70' Arms (Ornamental)	4	EA	\$23,198.40	\$23,198.40	\$74,234.88	\$18,558.72
13160-CB-01000	Furnish 20' to 40' Mast Arms (Ornamental)	4	EA	\$4,124.16	\$4,124.16	\$13,197.31	\$3,299.33
13160-CB-01010	Furnish 42' to 50' Mast Arms (Ornamental)	4	EA	\$5,284.08	\$5,284.08	\$16,909.06	\$4,227.26
13160-CB-01020	Furnish 52' to 60' Mast Arms (Ornamental)	4	EA	\$9,279.36	\$9,279.36	\$29,693.95	\$7,423.49
13160-CB-01030	Furnish 62' to 70' Mast Arms (Ornamental)	4	EA	\$12,114.72	\$12,114.72	\$38,767.10	\$9,691.78
13160-CB-01040	Furnish Twin Arm Round Pole Shaft 20' TO 40' Arms (Ornamental)	4	EA	\$16,754.40	\$16,754.40	\$53,614.08	\$13,403.52
13160-CB-01050	Furnish Twin Arm Round Pole Shaft 20' TO 50' Arms (Ornamental)	4	EA	\$18,043.20	\$18,043.20	\$57,738.24	\$14,434.56
13160-CB-01060	Furnish Twin Arm Round Pole Shaft 20' TO 60' Arms (Ornamental)	4	EA	\$22,554.00	\$22,554.00	\$72,172.80	\$18,043.20
13160-CB-01070	Furnish 30' Strain Pole	4	EA	\$12,136.63	\$14,563.96	\$38,837.21	\$11,651.16
13160-CB-01080	Furnish Transformer Base	4	EA	\$1,202.45	\$1,442.94	\$3,847.84	\$1,154.35
13160-CB-01090	Furnish 10' Clamp-on Lighting Arm	4	EA	\$797.77	\$957.32	\$2,552.86	\$765.86
13160-CB-01100	Furnish and Install Loop Wire in Saw Cut	500	LF	\$2.58	\$3.87	\$1,031.04	\$386.64
13160-CB-01110	Saw Cut for Loop Detector (includes furnishing and installing loop sealant)	500	LF	\$20.62	\$30.93	\$8,248.32	\$3,093.12
<b>SUBTOTAL</b>						<b>\$1,609,522.62</b>	<b>\$444,120.49</b>

**C9 STREET LIGHTING WORK**

14030-C9-00010	Furnish and Install 1 inch Steel Riser on Wooden Poles	50	LF	\$15.47	\$19.98	\$618.62	\$199.76
14030-C9-00020	Furnish and Install 1 inch Steel Conduit on Wall Surfaces	20	LF	\$18.04	\$25.78	\$288.69	\$103.10
14030-C9-00030	Furnish and Install 2 inch SCH 80 HDPE Direct Bore Conduit (Detail 14030-01)	500	LF	\$23.20	\$34.80	\$9,279.36	\$3,479.76
14030-C9-00040	Furnish and Install 2 Inch Sch 40 PVC Conduit in Trench (Detail 14030-01)	1000	LF	\$3.22	\$4.19	\$2,577.60	\$837.72

**BID TAB****ITB NO. 19-112 - ITB**

14030-C9-00050	Furnish and Install 2 inch SCH 40 PVC Conduit in Road Crossing (Detail 14030-01)	500	LF	\$3.22	\$4.19	\$1,288.80	\$418.86
14030-C9-00100	Trenching - Asphalt	100	LF	\$45.11	\$67.66	\$3,608.64	\$1,353.24
14030-C9-00110	Trenching - Concrete	400	LF	\$45.11	\$67.66	\$14,434.56	\$5,412.96
14030-C9-00120	Trenching - Pavers	100	LF	\$38.66	\$58.00	\$3,093.12	\$1,159.92
14030-C9-00130	Trenching- Earth	2000	LF	\$25.78	\$38.66	\$41,241.60	\$15,465.60
14030-C9-00140	Remove Existing Conduit	100	LF	\$12.89	\$19.33	\$1,031.04	\$386.64
14030-C9-00150	Remove Underground Conduit	100	LF	\$12.89	\$19.33	\$1,031.04	\$386.64
14030-C9-00160	Remove Conduit from Wall Surface (e.g, retaining wall, bridge deck)	20	LF	\$10.31	\$15.47	\$164.97	\$61.86
14040-C9-00170	Furnish and Install Junction Box and Lid SMALL (Detail 14040-01)	20	EA	\$515.52	\$708.84	\$8,248.32	\$2,835.36
14040-C9-00180	Furnish and Install Junction Box and Lid LARGE (Detail 14040-02)	10	EA	\$1,804.32	\$2,448.72	\$14,434.56	\$4,897.44
14040-C9-00190	Furnish and Install Junction Box Lid SMALL (Detail 14040-01)	2	EA	\$128.88	\$193.32	\$206.21	\$77.33
14040-C9-00200	Furnish and Install Junction Box Lid LARGE (Detail 14040-02)	10	EA	\$515.52	\$773.28	\$4,124.16	\$1,546.56
14040-C9-00210	Furnish and Install Wall Mount Junction Box and Lid	5	EA	\$257.76	\$386.64	\$1,031.04	\$386.64
14040-C9-00220	Enter Existing Junction Box	10	EA	\$257.76	\$386.64	\$2,062.08	\$773.28
14040-C9-00230	Remove Junction Box SMALL	5	EA	\$193.32	\$289.98	\$773.28	\$289.98
14040-C9-00240	Remove Junction Box LARGE	2	EA	\$644.40	\$966.60	\$1,031.04	\$386.64
14040-C9-00250	Adjust Existing Junction Box to Grade	5	EA	\$515.52	\$773.28	\$2,062.08	\$773.28
14050-C9-00260	Furnish & Install # 6" Copper Stranded XHHW-2 including grounding conductor per AC 2020 Lighting Specifications, Section 14050: Lighting Conductors	20	LF	\$8.70	\$8.70	\$139.20	\$34.80
14050-C9-00270	Furnish & Install # 12 UF Cable with ground wire	20	LF	\$4.38	\$6.19	\$70.11	\$24.74
14050-C9-00280	Remove Conductor	50	LF	\$2.58	\$3.87	\$103.10	\$38.66
14060-C9-00290	Install Streetlight Pole Foundation (Detail 14060-01)	2	EA	\$2,062.08	\$3,093.12	\$3,299.33	\$1,237.25
14060-C9-00300	Install Roadway Light Pole Foundation (Detail 14060-03)	2	EA	\$3,866.40	\$5,799.60	\$6,186.24	\$2,319.84
14060-C9-00310	Install Shallow Depth Foundation (Detail 14060-02)	2	EA	\$2,577.60	\$3,866.40	\$4,124.16	\$1,546.56
14060-C9-00320	Enter Existing Foundation	2	EA	\$257.76	\$386.64	\$412.42	\$154.66
14060-C9-00340	Demolish Existing Foundation	2	EA	\$1,288.80	\$1,933.20	\$2,062.08	\$773.28
14060-C9-00350	Removal of Existing Foundation - up to 4' Deep	2	EA	\$1,288.80	\$1,933.20	\$2,062.08	\$773.28
14060-C9-00360	Removal of Existing Foundation - 4' to 8' Deep	2	EA	\$2,319.84	\$3,479.76	\$3,711.74	\$1,391.90
14100-C9-00630	Furnish and Install Meter Pan, Pedestal, Control Box and Components. As per AC 2020 Lighting Specifications, Section 14100: Electrical Services and Standard DWG no. 14100-01	1	EA	\$5,250.00	\$5,250.00	\$4,200.00	\$1,050.00
14110-C9-00740	Furnish and install wallpack LED luminaire	2	EA	\$3,853.51	\$4,381.92	\$6,165.62	\$1,752.77
14065-C9-00910	Single Aluminum Carlyle	40	EA	\$8,377.20	\$8,377.20	\$268,070.40	\$67,017.60
14065-C9-00920	Single Composite Carlyle	2	EA	\$9,537.12	\$9,537.12	\$15,259.39	\$3,814.85
14065-C9-00930	Decorative Post-Top Aluminum Streetlight Pole with Double Post-Top Luminaires. As per AC 2020 Lighting Specifications, Section 14112: Typical Light Pole/Luminaire Combinations and Standards DWG no. 14112-02	5	EA	\$19,375.00	\$19,375.00	\$77,500.00	\$19,375.00
14065-C9-00940	Double Composite Carlyle	2	EA	\$16,754.40	\$16,754.40	\$26,807.04	\$6,701.76
14065-C9-00950	Single Teardrop	2	EA	\$12,114.72	\$12,114.72	\$19,383.55	\$4,845.89
14065-C9-00960	Single Teardrop with Carlyle Rear Mount	2	EA	\$18,043.20	\$18,043.20	\$28,869.12	\$7,217.28
14065-C9-00970	Dual Arm Teardrop	5	EA	\$16,110.00	\$16,110.00	\$64,440.00	\$16,110.00
14065-C9-00980	Cobra Decorative	5	EA	\$10,310.40	\$10,310.40	\$41,241.60	\$10,310.40
14065-C9-00990	Cobra Direct-Buried Non-Decorative	5	EA	\$5,928.48	\$5,928.48	\$23,713.92	\$5,928.48
<b>SUBTOTAL</b>						<b>\$710,451.92</b>	<b>\$193,651.58</b>

**C10 PAVEMENT MARKING AND SIGNAGE WORK**

02900-C10-00010	Four (4) Inch Transverse Markings	150	LF	\$3.22	\$3.22	\$386.64	\$96.66
02900-C10-00020	Six (6) Inch Transverse Markings	75	LF	\$4.30	\$4.30	\$257.76	\$64.44
02900-C10-00030	Twelve (12) Inch Transverse Markings	75	LF	\$5.37	\$5.37	\$322.20	\$80.55
02900-C10-00040	Eighteen (18) Inch Transverse Markings	750	LF	\$8.59	\$8.59	\$5,155.20	\$1,288.80
02900-C10-00050	Twenty Four (24) Inch Transverse Markings, Note: Used For Continental (Ladder) Crosswalk	750	LF	\$10.74	\$10.74	\$6,444.00	\$1,611.00
02900-C10-00060	Yield Line Markings (Twenty Four (24) Inch Triangle/Twelve (12) Inch Spacing), Note: LF is Width of Lane for Units	150	LF	\$37.59	\$37.59	\$4,510.80	\$1,127.70
02900-C10-00070	Four (4) Inch Longitudinal Solid Line	15000	LF	\$1.07	\$1.07	\$12,888.00	\$3,222.00

## BID TAB

ITB NO. 19-112 - ITB

02900-C10-00080	Four (4) Inch Longitudinal Skip Line (Ten (10) Foot Line/Thirty (30) Foot Spacing), Note: Forty (40) LF Consists of Ten (10) LF of Marking and Thirty (30) LF of Space	750	LF	\$2.15	\$2.15	\$1,288.80	\$322.20
02900-C10-00090	Four (4) Inch Longitudinal Skip Line (Ten (10) Foot Line/Twenty (20) Foot Spacing), Note: Thirty (30) LF Consists of Ten (10) LF of Marking and Twenty (20) LF of Space	750	LF	\$2.15	\$2.15	\$1,288.80	\$322.20
02900-C10-00100	Four (4) Inch Longitudinal Skip Line (Two (2) Foot Line/Ten (10) Foot Spacing), Note: Twelve (12) LF Consists of Two (2) LF of Marking and Ten (10) LF of Space, **Turn Lane Skips**	375	LF	\$2.15	\$2.15	\$644.40	\$161.10
02900-C10-00110	Four (4) Inch Longitudinal Skip Line (Three (3) Foot Line/Nine (9) Foot Spacing), Note: 12 LF Consists of 3 LF of Marking and 9 LF of Space, **Centerline For Bike Trail Only**	150	LF	\$2.15	\$2.15	\$257.76	\$64.44
02900-C10-00120	Six (6) Inch Longitudinal Solid Line	150	LF	\$3.22	\$3.22	\$386.64	\$96.66
02900-C10-00130	Six (6) Inch Longitudinal Skip Line (Ten (10) Foot Line/Thirty (30) Foot Spacing), Note: Forty (40) LF Consists of Ten (10) LF of Marking and Thirty (30) LF of Space	75	LF	\$3.22	\$3.22	\$193.32	\$48.33
02900-C10-00140	Six (6) Inch Longitudinal Skip Lane (Ten (10) Foot Line/Twenty (20) Foot Spacing), Note: Thirty (30) LF Consists of Ten (10) LF of Marking and Twenty (20) LF of Space	75	LF	\$3.22	\$3.22	\$193.32	\$48.33
02900-C10-00150	Six (6) Inch Longitudinal Skip Line (Two (2) Foot Line/Ten (10) Foot Spacing), Note: Twelve (12) LF Consists of Two (2) LF of Marking and Ten (10) LF of Space	75	LF	\$3.22	\$3.22	\$193.32	\$48.33
02900-C10-00160	Six (6) Inch Longitudinal Skip Line (Two (2) Foot Line/ Four (4) Foot Spacing), Note: Twelve (12) LF Consists of Two (2) LF of Marking and Four (4) LF of Space	75	LF	\$3.22	\$3.22	\$193.32	\$48.33
02900-C10-00170	Twelve (12) Inch Yellow Longitudinal Centerline, Two - Four (4) Inch Yellow Lines with Four (4) Inch Separation	3750	LF	\$2.69	\$2.69	\$8,055.00	\$2,013.75
02900-C10-00180	Twelve (12) Inch Yellow Two-Way Left Turn Lane Marking, (One-Four (4) Inch Solid Yellow Skip Line (10/30) with Four (4) Inch Spacing), Note: Forty (40) LF Consists of Ten (10) LF of Marking and Thirty (30) LF of Space Next To Forty (40) LF of Marking	150	LF	\$3.22	\$3.22	\$386.64	\$96.66
02900-C10-00190	Twelve (12) Inch Yellow Longitudinal Reversible Lane Marking, Two - Four (4) Inch Yellow Skip Lines (10/30) with Four (4) Inch Spacing	150	LF	\$3.22	\$3.22	\$386.64	\$96.66
02900-C10-00200	Longitudinal Wide Double Skip Line, Two - Ten (10) Foot Lines/Thirty (30) Foot Spacing, Note: Forty (40) LF Consists of Ten (10) LF of Marking and Thirty (30) LF of Space	75	LF	\$3.22	\$3.22	\$193.32	\$48.33
02900-C10-00210	Longitudinal Wide Double Skip Line, Two - Ten (10) Foot Lines/Twenty (20) Foot Spacing, Note: Thirty (30) LF Consists of Ten (10) LF of Marking and Twenty (20) LF of Space	75	LF	\$3.22	\$3.22	\$193.32	\$48.33
02900-C10-00220	Longitudinal Wide Double Skip Line, Two - Two (2) Foot Lines/Ten (10) Foot Spacing, Note: Twelve (12) LF Consists of Two (2) LF of Marking and Ten (10) LF of Space	75	LF	\$3.22	\$3.22	\$193.32	\$48.33
02900-C10-00230	Eight (8) Foot Letters, Note: 'Turn Only' (for example)	15	EA	\$209.43	\$209.43	\$2,513.16	\$628.29
02900-C10-00240	Single Arrows	38	EA	\$209.43	\$209.43	\$6,366.67	\$1,591.67
02900-C10-00250	Combination Arrows	8	EA	\$268.50	\$268.50	\$1,718.40	\$429.60
02900-C10-00260	Lane Reduction Arrows	8	EA	\$805.50	\$805.50	\$5,155.20	\$1,288.80
02900-C10-00270	Thirteen (13) Foot Yield Ahead Symbol	8	EA	\$322.20	\$322.20	\$2,062.08	\$515.52
02900-C10-00280	Speed Hump Markings (MUTCD Fig. 3B-29 Option A, or Fig. 3B-30 Option B), Two (2) Each Per Hump, **Each Hump Will Have 2 - 1 In Each Direction**	8	EA	\$805.50	\$805.50	\$5,155.20	\$1,288.80
02900-C10-00290	Standard Bicycle Symbols (MUTCD, Chapter 9C, Figure 9C-3), "Bike Symbol", "Helmeted Bicyclist Symbol"	75	EA	\$429.60	\$429.60	\$25,776.00	\$6,444.00
02900-C10-00300	Standard Bicycle Symbols (MUTCD, Chapter 9C, Figure 9C-9), "Shared Lane Marking"	75	EA	\$537.00	\$537.00	\$32,220.00	\$8,055.00
02900-C10-00310	Standard Bicycle Symbols (MUTCD, Chapter 9C, Figure 9C-7), "Bike Detector Symbol"	8	EA	\$322.20	\$322.20	\$2,062.08	\$515.52
02900-C10-00320	Six (6) Foot Bicycle Lane Arrow (Only for Multi-Use or Bikes Opposing Traffic)	8	EA	\$322.20	\$322.20	\$2,062.08	\$515.52
02900-C10-00330	Preferential Lane Symbol	8	EA	\$1,342.50	\$1,342.50	\$8,592.00	\$2,148.00
02900-C10-00340	Handicap Symbol (Off-Street)	8	EA	\$375.90	\$375.90	\$2,405.76	\$601.44

**BID TAB**

**ITB NO. 19-112 - ITB**

02900-C10-00350	Colorized Bike Lane Coatings (per Supplemental Specification 02901)	75	SY	\$80.55	\$80.55	\$4,833.00	\$1,208.25
02900-C10-00360	Removal of Existing Longitudinal Lines (Up To and Including Six (6) Inch Width), Note: Base Unit For Removal	150	LF	\$5.37	\$5.37	\$644.40	\$161.10
02900-C10-00370	Removal of Existing Longitudinal Lines (Each Additional Six (6) Inch Increment), Note: Add to Base Unit for Lines Wider Than Six (6) Inches	150	LF	\$5.37	\$5.37	\$644.40	\$161.10
02900-C10-00380	Removal of Existing Transverse Lines (Up To and Including Six (6) Inch Width), Note: Base Unit For Removal	150	LF	\$5.37	\$5.37	\$644.40	\$161.10
02900-C10-00390	Removal of Existing Transverse Lines (Each Additional Six (6) Inch Increment), Note: Add To Base Unit For Lines Wider Than Six (6) Inches	150	LF	\$5.37	\$5.37	\$644.40	\$161.10
02900-C10-00400	Removal of Existing Symbols, Letters, or Arrows	15	EA	\$187.95	\$187.95	\$2,255.40	\$563.85
02900-C10-00410	Traffic Control Sign (Typical Stop, Yield, No Parking, Speed Limit, or Similar), Install per Detail SG-1.0	150	EA	\$483.30	\$483.30	\$57,996.00	\$14,499.00
02900-C10-00420	Traffic Control Sign (Typical Stop, Yield, No Parking, Speed Limit, or Similar), Relocate with Existing Post	150	EA	\$349.05	\$349.05	\$41,886.00	\$10,471.50
02900-C10-00430	Traffic Control Sign (Typical Stop, Yield, No Parking, Speed Limit, or Similar), Relocate with New Post	40	EA	\$418.86	\$418.86	\$13,403.52	\$3,350.88
02900-C10-00440	Traffic Control Sign (Typical Stop, Yield, No Parking, Speed Limit, or Similar), Mount Sign to Light or Utility Pole	40	EA	\$322.20	\$322.20	\$10,310.40	\$2,577.60
02900-C10-00450	Portable Changeable Message Sign	15	DAY	\$698.10	\$698.10	\$8,377.20	\$2,094.30
02900-C10-00225	Twelve (12) Inch Yellow Gore Markings, Twenty (20) Foot Spacing @ 45 Degree	150	LF	\$5.37	\$5.37	\$644.40	\$161.10
02900-C10-00405	Pavement Marking Type D, Temporary Pavement Marking Tape	1000	LF	\$5.37	\$5.37	\$4,296.00	\$1,074.00
02900-C10-00441	Remove and Reset Existing signs with New posts	20	EA	\$418.86	\$418.86	\$6,701.76	\$1,675.44
<b>SUBTOTAL</b>						<b>\$293,382.43</b>	<b>\$73,345.61</b>

**C11 LANDSCAPE AND HARDSCAPE RESTORATION WORK**

02800-C11-00091	<b>BID ITEM DELETED</b>	-	-				
02800-C11-00092	<b>BID ITEM DELETED</b>	-	-				
02200-C11-00010	Imported Topsoil	750	CY	\$96.66	\$96.66	\$57,996.00	\$14,499.00
02800-C11-00020	Topsoil for Street Trees, Backfill Soil Mixture of 3/4 Existing Soil and 1/4 Organic Material (per Arlington County DPR Specification)	375	CY	\$53.70	\$53.70	\$16,110.00	\$4,027.50
02800-C11-00030	Topsoil for Street Trees, Purchased Mixture (per Arlington County DPR Specification)	375	CY	\$85.92	\$85.92	\$25,776.00	\$6,444.00
02800-C11-00035	Compost	150	CY	\$134.25	\$134.25	\$16,110.00	\$4,027.50
02801-C11-00040	Shredded hardwood mulch; Aged 6 months minimum - Free of Trash & Debris	150	CY	\$80.55	\$80.55	\$9,666.00	\$2,416.50
02801-C11-00050	Seed, Mixture of 85% Tall Fescue/Bluegrass and 15% Annual Rye	150	SY	\$5.37	\$5.37	\$644.40	\$161.10
02801-C11-00060	Sod, Tall Fescue/Bluegrass Mixture	3750	SY	\$13.43	\$13.43	\$40,275.00	\$10,068.75
02801-C11-00070	Sod, Zoysia	2000	SY	\$16.11	\$16.11	\$25,776.00	\$6,444.00
02801-C11-00080	Hedge Row - Remove, Reset, and Mulch (Includes All Labor and Materials)	450	LF	\$53.70	\$53.70	\$19,332.00	\$4,833.00
02800-C11-00500	Tree/Stump Removal - Class A. Remove and Dispose, Up to 6" DBH to 12" DBH (Diameter at Breast Height)	10	EA	\$1,342.50	\$1,342.50	\$10,740.00	\$2,685.00
02800-C11-00501	Tree/Stump Removal - Class B. Remove and Dispose, over 12" DBH to 18" DBH (Diameter at Breast Height)	6	EA	\$1,879.50	\$1,879.50	\$9,021.60	\$2,255.40
02800-C11-00502	Tree/Stump Removal - Class C. Remove and Dispose, over 18" DBH to 24" DBH (Diameter at Breast Height)	6	EA	\$2,416.50	\$2,416.50	\$11,599.20	\$2,899.80
02800-C11-00503	Tree/Stump Removal - Class D. Remove and Dispose, over 24" DBH to 30" DBH (Diameter at Breast Height)	4	EA	\$4,296.00	\$4,296.00	\$13,747.20	\$3,436.80
02800-C11-00504	Tree/Stump Removal - Class E. Remove and Dispose, over 30" DBH to 36" DBH (Diameter at Breast Height)	4	EA	\$5,316.30	\$5,316.30	\$17,012.16	\$4,253.04
02800-C11-00505	Tree/Stump Removal - Class F. Remove and Dispose, over 36" DBH to 42" DBH (Diameter at Breast Height)	2	EA	\$6,175.50	\$6,175.50	\$9,880.80	\$2,470.20
02800-C11-00506	Tree/Stump Removal - Class G. Remove and Dispose, over 42" DBH to 48" DBH (Diameter at Breast Height)	2	EA	\$6,712.50	\$6,712.50	\$10,740.00	\$2,685.00
02800-C11-00507	Tree/Stump Removal - Class H. Remove and Dispose, over 48" DBH (Diameter at Breast Height)	2	EA	\$7,249.50	\$7,249.50	\$11,599.20	\$2,899.80
02800-C11-00600	Trees, Deciduous - 0.75 to 1.0" caliper	50	EA	\$214.80	\$214.80	\$8,592.00	\$2,148.00
02800-C11-00601	Trees, Deciduous - 1.0 to 1.5" caliper	50	EA	\$268.50	\$268.50	\$10,740.00	\$2,685.00
02800-C11-00602	Trees, Deciduous - 1.5 to 2.0" caliper	50	EA	\$322.20	\$322.20	\$12,888.00	\$3,222.00
02800-C11-00603	Trees, Deciduous - 2.0 to 2.5" caliper	50	EA	\$375.90	\$375.90	\$15,036.00	\$3,759.00
02800-C11-00604	Trees, Deciduous - 2.5 to 3.0" caliper	40	EA	\$429.60	\$429.60	\$13,747.20	\$3,436.80

## BID TAB

ITB NO. 19-112 - ITB

02800-C11-00605	Trees, Deciduous - 3.0 to 3.5" caliper	5	EA	\$483.30	\$483.30	\$1,933.20	\$483.30
02800-C11-00606	Trees, Deciduous -4'-5' in height	5	EA	\$214.80	\$214.80	\$859.20	\$214.80
02800-C11-00607	Trees, Deciduous -5'-6' in height	10	EA	\$268.50	\$268.50	\$2,148.00	\$537.00
02800-C11-00608	Trees, Deciduous -6'-8' in height	30	EA	\$322.20	\$322.20	\$7,732.80	\$1,933.20
02800-C11-00609	Trees, Deciduous -8'-10' in height	50	EA	\$375.90	\$375.90	\$15,036.00	\$3,759.00
02800-C11-00610	Trees, Evergreen - 5.0 to 6.0' in height	5	EA	\$268.50	\$268.50	\$1,074.00	\$268.50
02800-C11-00611	Trees, Evergreen - 6.0 to 7.0' in height	5	EA	\$322.20	\$322.20	\$1,288.80	\$322.20
02800-C11-00614	Trees, Evergreen - 7.0' to 8.0' in height	5	EA	\$375.90	\$375.90	\$1,503.60	\$375.90
02800-C11-00612	Trees, Evergreen - 8.0 to 10.0' in height	5	EA	\$429.60	\$429.60	\$1,718.40	\$429.60
02800-C11-00613	Trees, Evergreen - 10.0 to 12.0' in height	5	EA	\$483.30	\$483.30	\$1,933.20	\$483.30
02800-C11-00650	Bare root Tree or Shrub Seedling 12"-24"	4	EA	\$16.11	\$16.11	\$51.55	\$12.89
02800-C11-00651	Bare root Tree or Shrub Seedling greater than 24"	2	EA	\$21.48	\$21.48	\$34.37	\$8.59
02800-C11-01000	Herbaceous plants ( 3" Deep plug Minimum)	500	EA	\$10.74	\$10.74	\$4,296.00	\$1,074.00
02800-C11-01010	Herbaceous Plant (Quart)	200	EA	\$16.11	\$16.11	\$2,577.60	\$644.40
02800-C11-01020	Herbaceous Plant (#1 Container)	200	EA	\$26.85	\$26.85	\$4,296.00	\$1,074.00
02800-C11-01080	Shrub (#1 Container)- Container or B&B	200	EA	\$37.59	\$37.59	\$6,014.40	\$1,503.60
02800-C11-01090	Shrub (#2 Container)- Container or B&B	200	EA	\$48.33	\$48.33	\$7,732.80	\$1,933.20
02800-C11-01100	Shrub (#3 Container)- Container or B&B	200	EA	\$59.07	\$59.07	\$9,451.20	\$2,362.80
02800-C11-01110	Shrub (#5 Container)- Container or B&B	200	EA	\$96.66	\$96.66	\$15,465.60	\$3,866.40
02800-C11-00081	Tree Staking (Arlington County Park and Recreation, 02930.6 and 02930.7)	150	EA	\$32.22	\$32.22	\$3,866.40	\$966.60
311300-C11-00082	Tree Pruning	50	EA	\$483.30	\$483.30	\$19,332.00	\$4,833.00
311300-C11-00085	Root Pad ( DPR Detail 311100.4)	12	CY	\$102.03	\$102.03	\$979.49	\$244.87
311300-C11-00084	Root Protection Matting	2000	SF	\$5.37	\$5.37	\$8,592.00	\$2,148.00
02800-C11-00100	Brick Pavers, Including Concrete Base (Arlington County Detail R-2.1)	150	SY	\$295.35	\$295.35	\$35,442.00	\$8,860.50
02800-C11-00111	<b>BID ITEM DELETED</b>	-	-				
02800-C11-00110	Brick Pavers, Remove and Reset (Arlington County Detail R-2.1)	375	SY	\$241.65	\$241.65	\$72,495.00	\$18,123.75
02800-C11-00120	Flagstone Walkway, Remove & Reset or Replace to Match Existing	75	SY	\$311.46	\$311.46	\$18,687.60	\$4,671.90
13120-C11-00130	Bollards (Supplemental Spec 13120)	20	EA	\$1,342.50	\$1,342.50	\$21,480.00	\$5,370.00
05500-C11-00140	Handrail (Arlington County Detail R-3.1)	75	LF	\$187.95	\$187.95	\$11,277.00	\$2,819.25
05500-C11-00150	Handrail - Ornamental (Arlington County Detail R-3.2)	150	LF	\$187.95	\$187.95	\$22,554.00	\$5,638.50
05500-C11-00160	Handrail - Trail Railing (Arlington County Detail R-3.3)	75	LF	\$161.10	\$161.10	\$9,666.00	\$2,416.50
05500-C11-00170	Handrail (Any Type or Material), Remove and Dispose	75	LF	\$26.85	\$26.85	\$1,611.00	\$402.75
02800-C11-00180	Wooden or Vinyl Fence (Typical Privacy, Picket, or Similar), Remove & Replace, Height Up to 6'	150	LF	\$102.03	\$102.03	\$12,243.60	\$3,060.90
02800-C11-00190	Wooden or Vinyl Fence (Typical Privacy, Picket, or Similar), Remove & Replace, Height Greater Than 6' Up to 8'	75	LF	\$107.40	\$107.40	\$6,444.00	\$1,611.00
02800-C11-00200	Chain Link Fence, Height Less Than or Equal to 6'	225	LF	\$64.44	\$64.44	\$11,599.20	\$2,899.80
02800-C11-00210	Chain Link Fence, Height Greater Than 6' Up to 8'	150	LF	\$91.29	\$91.29	\$10,954.80	\$2,738.70
02800-C11-00220	Chain Link Fence - Relocate, Height Less Than or Equal to 6'	225	LF	\$48.33	\$48.33	\$8,699.40	\$2,174.85
02800-C11-00230	Chain Link Fence - Relocate, Height Greater Than 6' Up to 8'	150	LF	\$59.07	\$59.07	\$7,088.40	\$1,772.10
02800-C11-00240	Chain Link Fence - Remove & Dispose, Height Less Than or equal to 6'	225	LF	\$21.48	\$21.48	\$3,866.40	\$966.60
02800-C11-00250	Chain Link Fence - Remove & Dispose, Height Greater Than 6' Up to 8'	150	LF	\$26.85	\$26.85	\$3,222.00	\$805.50
02800-C11-00260	Fence and Posts (Any Size or Material), Remove & Dispose, only when not included in other pay items	150	LF	\$26.85	\$26.85	\$3,222.00	\$805.50
02800-C11-00270	Landscape/Retaining Wall, Excluding Foundation (Segmental Non-Reinforced Interlocking Concrete Wall), Height Less Than 3' Exposed Face (Versa-Lok, or County Approved Alternate System)	450	SF	\$53.70	\$53.70	\$19,332.00	\$4,833.00
02800-C11-00280	Landscape/Retaining Wall (Block, Brick, Segmental, or Similar), Height Less Than or Equal to 3' Exposed Face, Remove and Dispose (Foundation Removal Paid Separately under Rock Excavation)	150	SF	\$16.11	\$16.11	\$1,933.20	\$483.30
02800-C11-00290	Landscape/Retaining Wall (Block, Brick, Segmental, or Similar), Height Greater Than 3' Exposed Face, Remove and Dispose (Foundation Removal Paid Separately under Rock Excavation)	150	SF	\$16.11	\$16.11	\$1,933.20	\$483.30
02800-C11-00300	Landscape Wall, Repoint and Repair	150	SY	\$96.66	\$96.66	\$11,599.20	\$2,899.80
02800-C11-00310	Retaining Wall - Mortar Rubble (Arlington County Detail R-4.0, including all materials as shown in drawing)	450	CF	\$42.96	\$42.96	\$15,465.60	\$3,866.40

**BID TAB****ITB NO. 19-112 - ITB**

02800-C11-00320	Retaining Wall - Mortar Rubble (Arlington County Detail R-4.1, including all materials as shown in drawing except Concrete Base)	450	CF	\$42.96	\$42.96	\$15,465.60	\$3,866.40
02800-C11-00330	Retaining Wall - Mortar Rubble (Arlington County Detail R-4.2, including all materials as shown in drawing)	450	CF	\$48.33	\$48.33	\$17,398.80	\$4,349.70
02800-C11-00340	Retaining Wall - Mortar Rubble (Arlington County Detail R-4.3, including all materials as shown in drawing except Concrete Base)	1050	CF	\$48.33	\$48.33	\$40,597.20	\$10,149.30
02800-C11-00350	Retaining Wall - Concrete Base (Arlington County Detail R-4.1 or R-4.3 Only)	875	CF	\$37.59	\$37.59	\$26,313.00	\$6,578.25
02800-C11-00360	Retaining Wall - Concrete Gravity (VDOT RW-2)	75	CF	\$53.70	\$53.70	\$3,222.00	\$805.50
02800-C11-00370	Retaining Wall - Concrete Gravity (VDOT RW-3)	75	CF	\$53.70	\$53.70	\$3,222.00	\$805.50
02800-C11-00380	Retaining Wall - Rustication Treatment, Brick or Vertical Groove (VDOT RW-2, or VDOT RW-3)	150	SY	\$26.85	\$26.85	\$3,222.00	\$805.50
02800-C11-00390	Retaining Wall, Repoint and Repair	150	SY	\$161.10	\$161.10	\$19,332.00	\$4,833.00
<b>SUBTOTAL</b>						<b>\$932,438.21</b>	<b>\$233,109.55</b>

**C12 BUS STOP SHELTER AND FURNISHINGS**

13130-C12-00010	Bus Shelter Pad (Supplemental Spec 13180)	50	SY	\$268.50	\$268.50	\$10,740.00	\$2,685.00
13130-C12-00020	Install Bus Shelter Unit, 4' x 10' Traditional Cantilever Shelter (Supplemental Spec 13190)	2	EA	\$8,055.00	\$8,055.00	\$12,888.00	\$3,222.00
13130-C12-00030	Install Bus Shelter Unit, 5' x 12' Traditional Shelter (Supplemental Spec 13190)	5	EA	\$8,592.00	\$8,592.00	\$34,368.00	\$8,592.00
13130-C12-00040	Install Bus Shelter Unit, 6' x 16' Traditional Shelter (Supplemental Spec 13190)	1	EA	\$9,666.00	\$9,666.00	\$7,732.80	\$1,933.20
13130-C12-00050	Install Bus Shelter Unit, 4' x 10' Contemporary Cantilever Shelter (Supplemental Spec 13200)	2	EA	\$8,860.50	\$8,860.50	\$14,176.80	\$3,544.20
13130-C12-00060	Install Bus Shelter Unit, 5' x 12' Contemporary Shelter (Supplemental Spec 13200)	5	EA	\$9,397.50	\$9,397.50	\$37,590.00	\$9,397.50
13130-C12-00070	Install Bus Shelter Unit, 6' x 16' Contemporary Shelter (Supplemental Spec 13200)	1	EA	\$10,203.00	\$10,203.00	\$8,162.40	\$2,040.60
13130-C12-00080	Install Traditional 6' Bus Shelter Bench (Supplemental Spec 13210)	8	EA	\$1,074.00	\$1,074.00	\$6,873.60	\$1,718.40
13130-C12-00090	Install Contemporary 6' Bus Shelter Bench (Supplemental Spec 13220)	8	EA	\$1,074.00	\$1,074.00	\$6,873.60	\$1,718.40
13130-C12-00100	Install 6' Free-standing Bench (Supplemental Spec 13230)	10	EA	\$1,020.30	\$1,020.30	\$8,162.40	\$2,040.60
13130-C12-00110	Install 4' Traditional Bus Shelter Perch Bench (Supplemental Spec 13240)	10	EA	\$966.60	\$966.60	\$7,732.80	\$1,933.20
13130-C12-00120	Install 4' Traditional Bus Shelter Leaning Rail (Supplemental Spec 13250)	10	EA	\$966.60	\$966.60	\$7,732.80	\$1,933.20
13130-C12-00130	Install Bus Shelter Litter Receptacle (Supplemental Spec 13260)	10	EA	\$966.60	\$966.60	\$7,732.80	\$1,933.20
13130-C12-00140	Install 8' Traditional Newspaper Box Corral (Supplemental Spec 13270)	5	EA	\$805.50	\$805.50	\$3,222.00	\$805.50
13130-C12-00150	Install Traditional/Contemporary Bicycle Rack (Supplemental Spec 13280)	5	EA	\$805.50	\$805.50	\$3,222.00	\$805.50
13130-C12-00160	Bus Shelter (Any Type), Remove and Dispose, or Remove and Salvage	5	EA	\$2,094.30	\$2,094.30	\$8,377.20	\$2,094.30
13130-C12-00170	Bus Shelter Furnishings (Any Type), Remove and Dispose, or Remove and Salvage	10	EA	\$537.00	\$537.00	\$4,296.00	\$1,074.00
13130-C12-00081	Install Traditional 8' Bus Shelter Bench (Supplemental Spec 13210)	5	EA	\$1,342.50	\$1,342.50	\$5,370.00	\$1,342.50
13130-C12-00091	Install Contemporary 8' Bus Shelter Bench (Supplemental Spec 13220)	5	EA	\$1,342.50	\$1,342.50	\$5,370.00	\$1,342.50
13130-C12-00101	Install 8' Free-standing Bench (Supplemental Spec 13230)	5	EA	\$1,342.50	\$1,342.50	\$5,370.00	\$1,342.50
13130-C12-00111	Install 6' Traditional Bus Shelter Perch Bench (Supplemental Spec 13240)	5	EA	\$1,074.00	\$1,074.00	\$4,296.00	\$1,074.00
13130-C12-00121	Install 6' Contemporary Bus Shelter Leaning Rail (Supplemental Spec 13250)	5	EA	\$1,020.30	\$1,020.30	\$4,081.20	\$1,020.30
13130-C12-00112	Install 4' Contemporary Bus Shelter Perch Bench (Supplemental Spec 13240)	5	EA	\$966.60	\$966.60	\$3,866.40	\$966.60
13130-C12-00121	Install 6' Traditional Bus Shelter Leaning Rail (Supplemental Spec 13250)	5	EA	\$1,020.30	\$1,020.30	\$4,081.20	\$1,020.30
13130-C12-00113	Install 6' Contemporary Bus Shelter Perch Bench (Supplemental Spec 13240)	5	EA	\$1,074.00	\$1,074.00	\$4,296.00	\$1,074.00
13130-C12-00122	Install 4' Contemporary Bus Shelter Leaning Rail (Supplemental Spec 13250)	5	EA	\$966.60	\$966.60	\$3,866.40	\$966.60
13130-C12-00131	Install Bus Shelter Recycling Receptacle (Supplemental Spec 13260)	5	EA	\$966.60	\$966.60	\$3,866.40	\$966.60
13130-C12-00141	Install 10' Traditional Newspaper Box Corral (Supplemental Spec 13270)	5	EA	\$912.90	\$912.90	\$3,651.60	\$912.90



**BID TAB**

**ITB NO. 19-112 - ITB**

13130-C12-00142	Install 8' Contemporary Newspaper Box Corral (Supplemental Spec 13270)	5	EA	\$805.50	\$805.50	\$3,222.00	\$805.50
13130-C12-00143	Install 10' Contemporary Newspaper Box Corral (Supplemental Spec 13270)	5	EA	\$912.90	\$912.90	\$3,651.60	\$912.90
13130-C12-00180	<b>BID ITEM DELETED</b>	-	-				
13130-C12-00185	<b>BID ITEM DELETED</b>	-	-				
13130-C12-00190	<b>BID ITEM DELETED</b>	-	-				
<b>SUBTOTAL</b>						<b>\$244,872.00</b>	<b>\$61,218.00</b>

**C13 EROSION AND SEDIMENT CONTROL WORK**

01500-C13-00002	Mulch/Mat Construction Entrance (See ITB Attachment)	10	EA	\$3,490.50	\$3,490.50	\$27,924.00	\$6,981.00
01500-C13-00010	Silt Fence, with Wire Support (Virginia Erosion & Sediment Control Handbook Standard & Specification 3.05)	750	LF	\$5.91	\$5.91	\$3,544.20	\$886.05
01500-C13-00020	Silt Fence, without Wire Support (Virginia Erosion & Sediment Control Handbook Standard & Specification 3.05)	750	LF	\$5.37	\$5.37	\$3,222.00	\$805.50
01500-C13-00030	Storm Drain Inlet Protection, Silt Fence Drop Inlet Application (per Virginia Erosion & Sediment Control Handbook Standard & Specification 3.07)	50	EA	\$268.50	\$268.50	\$10,740.00	\$2,685.00
01500-C13-00040	Storm Drain Inlet Protection, Gravel & Wire Mesh Drop Inlet Application (per Virginia Erosion & Sediment Control Handbook Standard & Specification 3.07)	50	EA	\$268.50	\$268.50	\$10,740.00	\$2,685.00
01500-C13-00050	Storm Drain Inlet Protection, Block & Gravel Drop Inlet Application (per Virginia Erosion & Sediment Control Handbook Standard & Specification 3.07)	50	EA	\$268.50	\$268.50	\$10,740.00	\$2,685.00
01500-C13-00060	Storm Drain Inlet Protection, Gravel Curb Inlet Application (per Virginia Erosion & Sediment Control Handbook Standard & Specification 3.07)	50	EA	\$268.50	\$268.50	\$10,740.00	\$2,685.00
01500-C13-00070	Storm Drain Inlet Protection, Block & Gravel Curb Inlet Application (per Virginia Erosion & Sediment Control Handbook Standard & Specification 3.07)	50	EA	\$268.50	\$268.50	\$10,740.00	\$2,685.00
01500-C13-00080	Culvert Inlet Protection, Silt Fence Application (per Virginia Erosion & Sediment Control Handbook Standard & Specification 3.08)	1	EA	\$268.50	\$268.50	\$214.80	\$53.70
01500-C13-00090	Culvert Inlet Protection, Stone Combination Application (per Virginia Erosion & Sediment Control Handbook Standard & Specification 3.08)	1	EA	\$537.00	\$537.00	\$429.60	\$107.40
01500-C13-00100	Install and Remove Temporary Diversion Dike (per Virginia Erosion & Sediment Control Handbook Standard & Specification 3.09)	100	LF	\$21.48	\$21.48	\$1,718.40	\$429.60
01500-C13-00110	Rock Check Dam (per Virginia Erosion & Sediment Control Handbook Standard & Specification 3.20)	4	EA	\$531.63	\$531.63	\$1,701.22	\$425.30
01500-C13-00101	Install and Remove Temporary Fill Diversion (per Virginia Erosion & Sediment Control Handbook Standard & Specification 3.10)	25	LF	\$26.85	\$26.85	\$537.00	\$134.25
01500-C13-00120	Dewatering Structure (per Virginia Erosion & Sediment Control Handbook Standard & Specification 3.26)	25	EA	\$1,879.50	\$1,879.50	\$37,590.00	\$9,397.50
01500-C13-00130	6' Chain Link Tree Protection Fence (per Arlington County DPR Standard 02231.1)	225	LF	\$21.48	\$21.48	\$3,866.40	\$966.60
01500-C13-00140	4' Chain Link Tree Protection Fence (per Arlington County DPR Standard 02231.2)	100	LF	\$16.11	\$16.11	\$1,288.80	\$322.20
01500-C13-00150	Root Pruning (per Arlington County DPR Standard 02231.5)	400	LF	\$13.43	\$13.43	\$4,296.00	\$1,074.00
01500-C13-00160	Tree Protection, Fencing and Amoring Applications (per Virginia Erosion & Sediment Control Handbook Standard & Specification 3.38)	750	LF	\$16.11	\$16.11	\$9,666.00	\$2,416.50
01500-C13-00102	Diversion (per Virginia Erosion & Sediment Control Handbook Standard & Specification 3.12)	75	LF	\$26.85	\$26.85	\$1,611.00	\$402.75
01500-C13-00103	Install and Remove Temporary sediment trap (per Virginia Erosion & Sediment Control Handbook Standard & Specification 3.13)	175	CY	\$134.25	\$134.25	\$18,795.00	\$4,698.75
01500-C13-00104	Temporary sediment basin (per Virginia Erosion & Sediment Control Handbook Standard & Specification 3.14) and sediment basin removal and fill upon completion	25	CY	\$134.25	\$134.25	\$2,685.00	\$671.25
01500-C13-00320	<b>BID ITEM DELETED</b>	-	-				
01500-C13-00330	<b>BID ITEM DELETED</b>	-	-				
01500-C13-00340	<b>BID ITEM DELETED</b>	-	-				
01500-C13-00350	<b>BID ITEM DELETED</b>	-	-				
01500-C13-00360	<b>BID ITEM DELETED</b>	-	-				
01500-C13-00370	<b>BID ITEM DELETED</b>	-	-				



**BID TAB****ITB NO. 19-112 - ITB**

01500-C13-00380	<b>BID ITEM DELETED</b>	-	-				
01500-C13-00390	<b>BID ITEM DELETED</b>	-	-				
01500-C13-00400	Outlet protection concrete 4"(per Virginia Erosion & Sediment Control Handbook Standard & Specification 3.18)	25	SY	\$102.03	\$102.03	\$2,040.60	\$510.15
01500-C13-00410	Outlet protection grouted rip rap, 18" (per Virginia Erosion & Sediment Control Handbook Standard & Specification 3.18)	25	SY	\$134.25	\$134.25	\$2,685.00	\$671.25
01500-C13-00420	Outlet protection non-grouted rip rap, 18" (per Virginia Erosion & Sediment Control Handbook Standard & Specification 3.18)	25	SY	\$102.03	\$102.03	\$2,040.60	\$510.15
01500-C13-00430	<b>BID ITEM DELETED</b>	-	-				
01500-C13-00440	Gabions streambank protection (per Virginia Erosion & Sediment Control Handbook Standard & Specification 3.23)	75	CY	\$590.70	\$590.70	\$35,442.00	\$8,860.50
01500-C13-00450	Streambank protection - Grouted rip rap 18" (per Virginia Erosion & Sediment Control Handbook Standard & Specification 3.23)	25	SY	\$134.25	\$134.25	\$2,685.00	\$671.25
01500-C13-00460	Streambank protection - Non-Grouted rip rap 18" (per Virginia Erosion & Sediment Control Handbook Standard & Specification 3.23)	25	SY	\$102.03	\$102.03	\$2,040.60	\$510.15
01500-C13-00470	Imbricated Riprap (Per DEQ Virginia Stream restoration and stabilization best management practices guide, Chapter 4, Section 1, Practice 1.3, Detail 1.3)	5	CY	\$698.10	\$698.10	\$2,792.40	\$698.10
01500-C13-00480	<b>BID ITEM DELETED</b>	-	-				
01500-C13-00500	Permanent Soil stabilization mat - slope installation, Type C (VDOT standard EC-3)	25	SY	\$16.11	\$16.11	\$322.20	\$80.55
01500-C13-00510	Permanent Soil stabilization mat - culvert outlet protection installation (VDOT standard EC-3)	5	SY	\$16.11	\$16.11	\$64.44	\$16.11
01500-C13-00520	Permanent Soil stabilization mat - ditch installation, Type A and B (VDOT standard EC-3)	5	SY	\$16.11	\$16.11	\$64.44	\$16.11
01500-C13-00530	Temporary Soil stabilization mat - slope/ditch installation (VDOT standard EC-2)	25	SY	\$10.74	\$10.74	\$214.80	\$53.70
01500-C13-00540	<b>BID ITEM DELETED</b>	-	-				
01500-C13-00550	Straw mulch with tack	25	SY	\$10.74	\$10.74	\$214.80	\$53.70
01500-C13-00505	Gravel construction entrance, including wash rack (per Virginia Erosion & Sediment Control Handbook Standard & Specification 3.02)	2	EA	\$8,055.00	\$8,055.00	\$12,888.00	\$3,222.00
<b>SUBTOTAL</b>						<b>\$236,284.30</b>	<b>\$59,071.07</b>

**C15 UNLISTED WORK**

01000-C15-00010	Foreman With Pick-up Truck	40	Hourly	\$150.36	\$171.84	\$4,811.52	\$1,374.72
01000-C15-00020	Backhoe With Operator	40	Hourly	\$171.84	\$187.95	\$5,498.88	\$1,503.60
01000-C15-00030	Loader With Operator	40	Hourly	\$171.84	\$187.95	\$5,498.88	\$1,503.60
01000-C15-00040	Tandem/Tri-Axle Dump Truck With Driver	40	Hourly	\$155.73	\$171.84	\$4,983.36	\$1,374.72
01000-C15-00050	Single Axle Dump Truck With Driver	40	Hourly	\$102.03	\$112.77	\$3,264.96	\$902.16
01000-C15-00060	Labor - Pipe Layer	80	Hourly	\$80.55	\$91.29	\$5,155.20	\$1,460.64
01000-C15-00070	Labor - Concrete Finisher	80	Hourly	\$69.81	\$80.55	\$4,467.84	\$1,288.80
01000-C15-00080	Labor - Manhole Bullder	80	Hourly	\$69.81	\$80.55	\$4,467.84	\$1,288.80
01000-C15-00090	Labor - Skilled	80	Hourly	\$69.81	\$80.55	\$4,467.84	\$1,288.80
01000-C15-00100	Labor - Unskilled	120	Hourly	\$59.07	\$69.81	\$5,670.72	\$1,675.44
01000-C15-00110	Flagman	120	Hourly	\$59.07	\$69.81	\$5,670.72	\$1,675.44
01000-C15-00120	Misc. Equipment Operator	40	Hourly	\$107.40	\$118.14	\$3,436.80	\$945.12
01000-C15-00130	Rubber Tire Loader	40	Hourly	\$64.44	\$69.81	\$2,062.08	\$558.48
01000-C15-00140	Skid Steer Loader	40	Hourly	\$64.44	\$69.81	\$2,062.08	\$558.48
01000-C15-00150	Track Excavator With Operator	40	Hourly	\$193.32	\$204.06	\$6,186.24	\$1,632.48
01000-C15-00160	Air Compressor With Tools	80	Hourly	\$37.59	\$42.96	\$2,405.76	\$687.36
01000-C15-00170	Tool Truck or Trailer with Tools Incidental to work	80	Hourly	\$53.70	\$59.07	\$3,436.80	\$945.12
01000-C15-00180	Trench Compactor	80	Hourly	\$42.96	\$48.33	\$2,749.44	\$773.28
01000-C15-00190	Pavement Breaker	80	Hourly	\$42.96	\$48.33	\$2,749.44	\$773.28
01000-C15-00200	Welding (Includes All Labor And Equipment)	40	Hourly	\$128.88	\$134.25	\$4,124.16	\$1,074.00
01000-C15-00210	Lighting With Generator	40	Hourly	\$32.22	\$37.59	\$1,031.04	\$300.72
01000-C15-00220	Roadway Steel Plates - EA	50	DAY	\$107.40	\$107.40	\$4,296.00	\$1,074.00
01000-C15-00230	Excavation Trench Box - EA	30	DAY	\$268.50	\$268.50	\$6,444.00	\$1,611.00
01000-C15-00240	Electronic Arrow Board	1200	Hourly	\$10.74	\$10.74	\$10,310.40	\$2,577.60
01000-C15-00250	Work Zone Set-Up - Includes Signs, Channelizers And Cones	180	DAY	\$1,074.00	\$1,074.00	\$154,656.00	\$38,664.00

**BID TAB**

**ITB NO. 19-112 - ITB**

01000-C15-00260	Boom Truck with Driver/Operator	40	Hourly	\$241.65	\$263.13	\$7,732.80	\$2,105.04
01000-C15-00270	Tractor Trailer with Driver	40	Hourly	\$161.10	\$177.21	\$5,155.20	\$1,417.68
01000-C15-00280	4" or Greater Dewatering Pump	30	DAY	\$537.00	\$537.00	\$12,888.00	\$3,222.00
01000-C15-00290	Tapping Machine	40	Hourly	\$21.48	\$21.48	\$687.36	\$171.84
01000-C15-00300	Jack Hammer	80	Hourly	\$26.85	\$26.85	\$1,718.40	\$429.60
01000-C15-00310	BID ITEM DELETED	120	Hourly	\$0.00	\$0.00	\$0.00	\$0.00
01000-C15-00320	Pipe Layer Helper	120	Hourly	\$69.81	\$80.55	\$6,701.76	\$1,933.20
01000-C15-00330	1st Class Lineman	40	Hourly	\$59.07	\$69.81	\$1,890.24	\$558.48
01000-C15-00340	3rd Class Lineman	40	Hourly	\$59.07	\$69.81	\$1,890.24	\$558.48
01000-C15-00350	Utility Truck w/ Tools	40	Hourly	\$107.40	\$134.25	\$3,436.80	\$1,074.00
01000-C15-00360	Pole Truck w/ Operator	40	Hourly	\$187.95	\$214.80	\$6,014.40	\$1,718.40
01000-C15-00370	Aerial Lift Truck w/ Operator	40	Hourly	\$187.95	\$214.80	\$6,014.40	\$1,718.40
01000-C15-00380	BID ITEM DELETED	-	-				
01000-C15-00390	Pole Trailer	40	Hourly	\$48.33	\$48.33	\$1,546.56	\$386.64
01000-C15-00400	Cable Trailer	40	Hourly	\$48.33	\$48.33	\$1,546.56	\$386.64
<b>SUBTOTAL</b>						<b>\$317,130.72</b>	<b>\$83,192.04</b>

**C16 MOT AND RE-MOBILIZATION WORK**

01000-C16-00050	BID ITEM DELETED	-	-				
<b>SUBTOTAL</b>							

**C17 STORMWATER WORK**

ACSWM-C17-00009	Aggregate, Double Washed VDOT #8 (Uncompacted in Place, Choking Layer)	600	CY	\$107.40	\$107.40	\$51,552.00	\$12,888.00
ACSWM-C17-00010	Aggregate, VDOT #21-A (Uncompacted in Place)	1200	CY	\$96.66	\$96.66	\$92,793.60	\$23,198.40
ACSWM-C17-00020	Aggregate, Double Washed VDOT #57-A (Uncompacted in Place)	850	CY	\$107.40	\$107.40	\$73,032.00	\$18,258.00
ACSWM-C17-00030	Inlet Protection/ Energy Dissipaton (3"-6" Rounded River Rock)	125	CY	\$268.50	\$268.50	\$26,850.00	\$6,712.50
ACSWM-C17-00050	6" Perforated Pipe, PVC ( Schedule 40 or SDR 35, perforated 3/8" holes at 6" on center, Maximum of 3 rows of perforations) in Place up to 6' Deep)	600	LF	\$80.55	\$80.55	\$38,664.00	\$9,666.00
ACSWM-C17-00110	Bioretention Filter Media	7500	CY	\$118.14	\$107.40	\$708,840.00	\$161,100.00
ACSWM-C17-00200	15" Dia. Overflow Riser/ Inlet Drain	15	EA	\$2,685.00	\$2,685.00	\$32,220.00	\$8,055.00
ACSWM-C17-00210	18" Dia. Overflow Riser/ Inlet Drain	4	EA	\$2,953.50	\$2,953.50	\$9,451.20	\$2,362.80
ACSWM-C17-00220	24" Dia. Overflow Riser/ Inlet Drain	2	EA	\$3,222.00	\$3,222.00	\$5,155.20	\$1,288.80
ACSWM-C17-00230	30" Dia. Overflow Riser/ Inlet Drain	1	EA	\$3,490.50	\$3,490.50	\$2,792.40	\$698.10
ACSWM-C17-00300	PVC Cleanout with Cap	30	EA	\$1,020.30	\$1,020.30	\$24,487.20	\$6,121.80
ACSWM-C17-00350	30mil HDPE or PVC Impermeable liner installed in place	3000	SY	\$10.74	\$10.74	\$25,776.00	\$6,444.00
02800-C11-00101	Permeable Unit Pavers installed (Supplemental Spec 02780)	46	SY	\$214.80	\$214.80	\$7,904.64	\$1,976.16
ACSWM-C17-00410	4" Permeable Concrete in place	6	CY	\$805.50	\$805.50	\$3,866.40	\$966.60
ACSWM-C17-00420	6" Permeable Concrete in place	8	CY	\$805.50	\$805.50	\$5,155.20	\$1,288.80
ACSWM-C17-00430	8" Permeable Concrete in place	25	CY	\$805.50	\$805.50	\$16,110.00	\$4,027.50
ACSWM-C17-00500	Thickened Concrete Curb & Gutter - Detail in special conditions - See ITB Attachment	50	CY	\$966.60	\$966.60	\$38,664.00	\$9,666.00
ACSWM-C17-00600	Shrub 12"-18" Tall - Container or B&B	150	EA	\$32.22	\$32.22	\$3,866.40	\$966.60
ACSWM-C17-00510	Edge Wall - Detail in special conditions- See ITB Attachment	225	CY	\$590.70	\$590.70	\$106,326.00	\$26,581.50
ACSWM-C17-00520	Trench Drain - See ITB Attachment	300	CY	\$187.95	\$187.95	\$45,108.00	\$11,277.00
ACSWM-C17-00530	Shallow inlet Frame, Grate, 6" curb box- Neenah Foundary R-3165 or approved equal	20	EA	\$2,631.30	\$2,631.30	\$42,100.80	\$10,525.20
ACSWM-C17-00610	Shrub 18"-24" Tall - Container or B&B	150	EA	\$48.33	\$48.33	\$5,799.60	\$1,449.90
ACSWM-C17-00620	Shrub 24"-36" Tall - Container or B&B	150	EA	\$59.07	\$59.07	\$7,088.40	\$1,772.10
<b>SUBTOTAL</b>						<b>\$1,365,698.40</b>	<b>\$325,314.60</b>


**CONTRACT TOTAL (EXCLUDING PERCENTAGE ITEMS) \$22,824,142.43 \$5,783,226.59**

PERCENTAGE LINE ITEMS		Bid Percentage	Unit	Total Price
01500-SA-00200	SWPPP Administration	1	%	\$143,036.85
01000-MOT-00010	Maintenance of Traffic (MOT)	3	%	\$858,221.07
01000-MOB-00030	Mobilization and De-Mobilization (5% Max)	4	%	\$1,144,294.76

**BID TAB**

**ITB NO. 19-112 - ITB**

01000-C16-00020	Re-Mobilization (5% Max)	0	%	\$0.00
<b>PERCENTAGE LINE ITEMS SUBTOTAL:</b>				<b>\$2,145,552.68</b>
<b>GRAND TOTAL BID PRICE :</b>				<b>\$30,752,921.70</b>





## Change Proposal

February 8, 2022

**Contract No.:** 19-121-ITB

**Project:** On-Call Capital Improvements - Arlington Count

**PCO No.:** Amendment #1

### Description

Under C9 Street Lighting Work, the current Arlington County Lighting Specifications and Standards (Revised 09/15/2020) has been updated. Therefore, the following items were identified and need to be amended and added to the contract while the old work description and unit price shall be deleted.

#### C9 STREET LIGHTING WORK

Master ID#	Description	Quantity	Unit	Unit Price
14050-C9-00260	Furnish & Install # 6" TNNH Copper Cable	20	LF	\$3.90

Prop. new line item description and unit cost (see the updated PART 4 MEASUREMENT AND PAYMENT below)

Master ID#	Description	Quantity	Unit	Amended Unit Price (If needed)
14050-C9-00260	Furnish & Install # 6" Copper Stranded XHHW-2 including grounding conductor per AC 2020 Lighting Specifications, Section 14050: Lighting Conductors	20	LF	\$8.70

**SECTION 14050****LIGHTING CONDUCTORS**

The remainder of the Section shall remain the same except as deleted or modified herein,  
PART 4 MEASUREMENT AND PAYMENT

## Delete

(a) Furnish Conductor shall be measured and paid for on a linear foot basis.

(b) Install Conductor will be measured and paid for on a linear foot basis. Several conductors pulled into a single conduit at the shall be measured by the length of the pull rather than the total length of the conductors installed. Cost for pulling conductors shall include all connectors, splice enclosures, or other appurtenances required for making the electrical connections.

1. The cost of installing or replacing pull rope shall be incidental to the cost of pulling conductor.

## Add

(a) Furnishing and installing all conductor(s) and/or cable(s) for streetlights is included in a single price paid per linear foot measured by the length of conduit installed. The Unit Price shall include the cost of all conductors, fittings, connections, slack, securing terminals and other incidentals necessary for the Work as detailed in the County Lighting Specifications.

1. The size, number and/or required slack length of the conductor(s) and/or cable(s) will not be assessed independently for payment.

2. 2. The cost of installing or replacing pull rope shall be incidental to the cost of the conductor(s).

(b) THIS LINE INTENTIONALLY LEFT BLANK

Existing item description and unit cost to be deleted.

Master ID#	Description	Quantity	Unit	Amended Unit Price (If needed)
14065-C9-00930	Double Aluminum Carlyle	5	EA	\$12,960.00

Proposed new line item description and unit cost

Master ID#	Description	Quantity	Unit	Amended Unit Price (If needed)
14065-C9-00930	Decorative Post-Top Aluminum Streetlight Pole with Double Post-Top Luminaires. As per AC 2020 Lighting Specifications, Section 14112: Typical Light Pole/Luminaire Combinations and Standards DWG no. 14112-02	5	EA	\$19,375.00


Proposed new line item description and unit cost

Master ID#	Description	Quantity	Unit	Amended Unit Price (If needed)
14100-C9-00630	Furnish and Install Meter Pan, Pedestal, Control Box and Components. As per AC 2020 Lighting Specifications, Section 14100: Electrical Services and Standard DWG no. 14100-01	1	EA	\$5,250.00

## Note:

This proposal is based on subcontractor prices plus Sagres's Overhead and Profit. Please refer to the enclosed page for our Subcontractor's proposal for the pay items outlined in the referenced memorandum, which illustrates the pricing for the listed items based on the old and new specifications.

Signed: \_\_\_\_\_


  
Burhanuddin Behzad, Project Manager

Date: \_\_\_\_\_

Tuesday, February 08, 2022

3680 Wheeler Avenue, Suite 300 • Alexandria, Virginia 22304

Tel: 703.924.7220 • Fax: 703.924.5145 • Email: mailbox@sagresconstruction.com